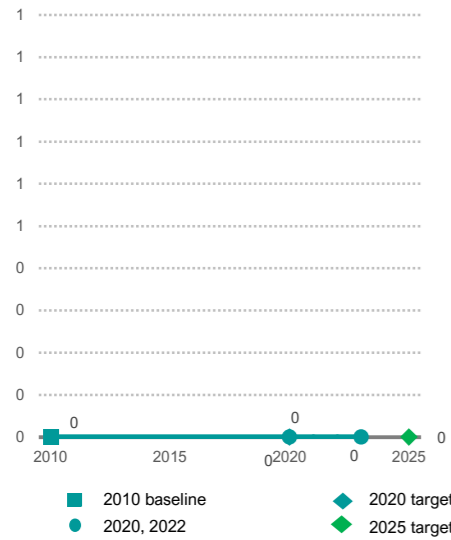


The State of HIV Prevention in Cameroon

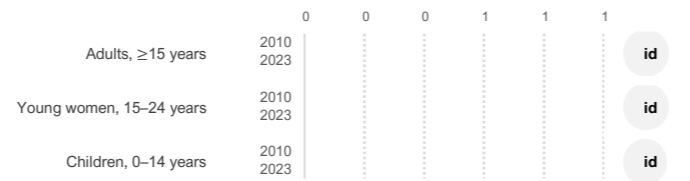
2024

Number of new HIV infections (all ages)

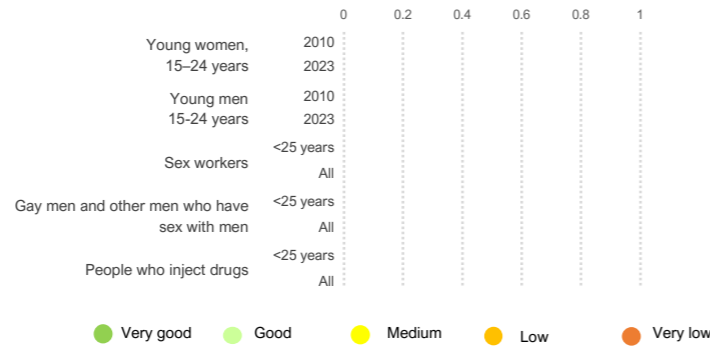


2020 and 2025 targets represent the country's required contribution to global targets, a 75% reduction by 2020 and 82.5% reduction by 2025 against 2010 as a baseline.

Change in new HIV infections



HIV prevalence



HIV programme coverage and outcomes

ADOLESCENT GIRLS, YOUNG WOMEN & MALE PARTNERS

Condom use with a non-regular partner among young people 15-24 years old (%)

50 (Young women), 65 (Young men) | Target 90%

0% | % of high-incidence locations with a programme for adolescent girls & young women

5

KEY POPULATIONS

Sex workers

Condom use at last paid sex is (%)

83 | Target 95%

8% | Received two prevention interventions in past 3 months

5

Gay men and other men who have sex with men

Condom use at last anal sex (%)

90 | Target 90%

10% | Received two prevention interventions in past 3 months

id

People who inject drugs

Use of harm reduction services (%)

50 | Target 90%

26% | Received two prevention interventions in past 3 months

3

CONDOM PROGRAMMING

Condom use with a non-regular partner, 15-49 years (%)

43 (women), 63 (men) | Target 90%

9 | Estimated condom distribution need met (%)

3

MEN AND BOYS (INCLUDING VMMC)

Uptake of voluntary medical male circumcision

92 | Target 90%

na | % of annual VMMC target achieved

ANTIRETROVIRAL DRUG-BASED PREVENTION

Pre-exposure prophylaxis

Number of people actively taking Pre-Exposure Prophylaxis (PrEP)

400 (2017), 1969 (2018), 4426 (2019), 4377 (2020), 6188 (2021), 6188 (2022), 6188 (2023)

+125% | Change in use of PrEP (2021-2022)

id

Antiretroviral treatment

People living with HIV virally suppressed (%)

86 | Target 86%

id | Overall coverage

PREVENTION OF VERTICAL TRANSMISSION OF HIV

MTCT rate

id

id | % of HIV-positive pregnant women receiving ART

id | Number of Estimated births to women living with HIV

id | Number of new child infections due to vertical transmission

Distribution of new child infections

100% | % of child infections because mother acquired HIV during pregnancy or breastfeeding

0% | % of child infections because mother did not receive antiretroviral therapy during pregnancy or breastfeeding

0% | % of child infections because mother did not continue antiretroviral treatment during pregnancy or breastfeeding

0% | % of child infections because mother was on antiretroviral treatment during pregnancy or breastfeeding, but was not virologically suppressed

id

Scores (1-10) Very good (green), Good (light green), Medium (yellow), Low (orange), Very low (red). id ... insufficient data, na ... not applicable

Policy and structural barriers

Key populations

	Sex workers	Gay men and other men who have sex with men	People who inject drugs	Transgender people	People in prisons
Criminalization of the behaviour of key populations	Yes	Yes	No	No	na
The national strategy includes critical elements of the programme package for key populations	> Half	< Half	< Half	< Half	> Half
Avoided health care because of stigma and discrimination	id	id	id	id	id
Population size estimate	id	id	id	id	id

Adolescent girls and young women

	15-19 years	15-49 years
Proportion of women who experienced intimate partner violence	22%	20%
Girls who completed lower secondary education	43%	
Policies on life skills-based HIV and sexuality education (secondary schools)	Yes	
Laws requiring parental consent for adolescents to access HIV testing services, age of consent	Yes, <18	

Baseline status of 10 HIV Prevention 2025 Road Map Actions

Road Map Action	2023	2024
1. Data-driven needs assessment	Yellow	Orange
2. Precision prevention approach	Red	Orange
3. Define investment needs	Orange	Green
4. HIV prevention leadership agencies	Yellow	Orange
5. Expand community-led services	Orange	Red
6. Remove social and legal barriers	Red	Orange
7. Integration with related services	Orange	Orange
8. Introduction of new technologies	Orange	Green
9. Real-time programme monitoring	Orange	Orange
10. Accountability for HIV progress	Red	Red

Note: 'Yes' refers to the adaptation having been introduced (not necessarily it being universally available).

Linkages between HIV and sexual and reproductive health services

HIV testing services integrated within sexual and reproductive health	Yes
Provider-initiated condom promotion integrated into sexual and reproductive health services	Yes

Data sources: UNAIDS 2023 epidemiological estimates; Global AIDS Monitoring 2023; and ICF - the DHS Program STATcompiler. Note: The 2023 UNAIDS epidemiological estimates represent the year 2022. Other data points may refer to various years when the surveys were conducted. Note: 2020 and 2025 targets for reducing new HIV infections represent the country's required contribution to global targets, a 75% reduction by 2020 and 82.5% reduction by 2025 against 2010 as a baseline. These reductions are required to achieve a 90% reduction by 2030.