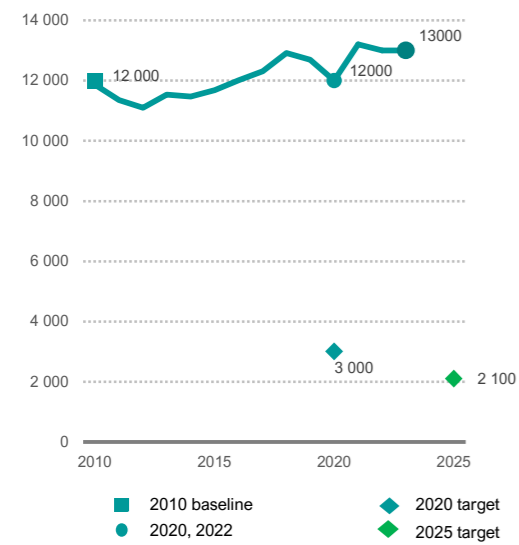


The State of HIV Prevention in Colombia

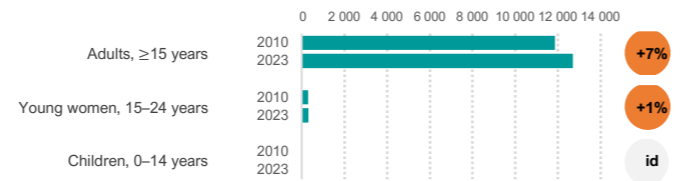
2024

Number of new HIV infections (all ages)

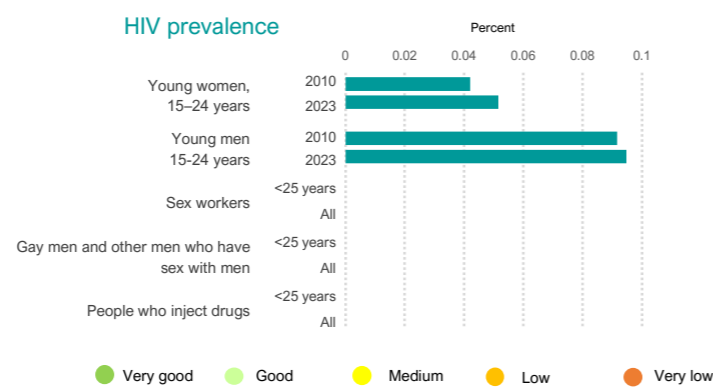


2020 and 2025 targets represent the country's required contribution to global targets, a 75% reduction by 2020 and 82.5% reduction by 2025 against 2010 as a baseline.

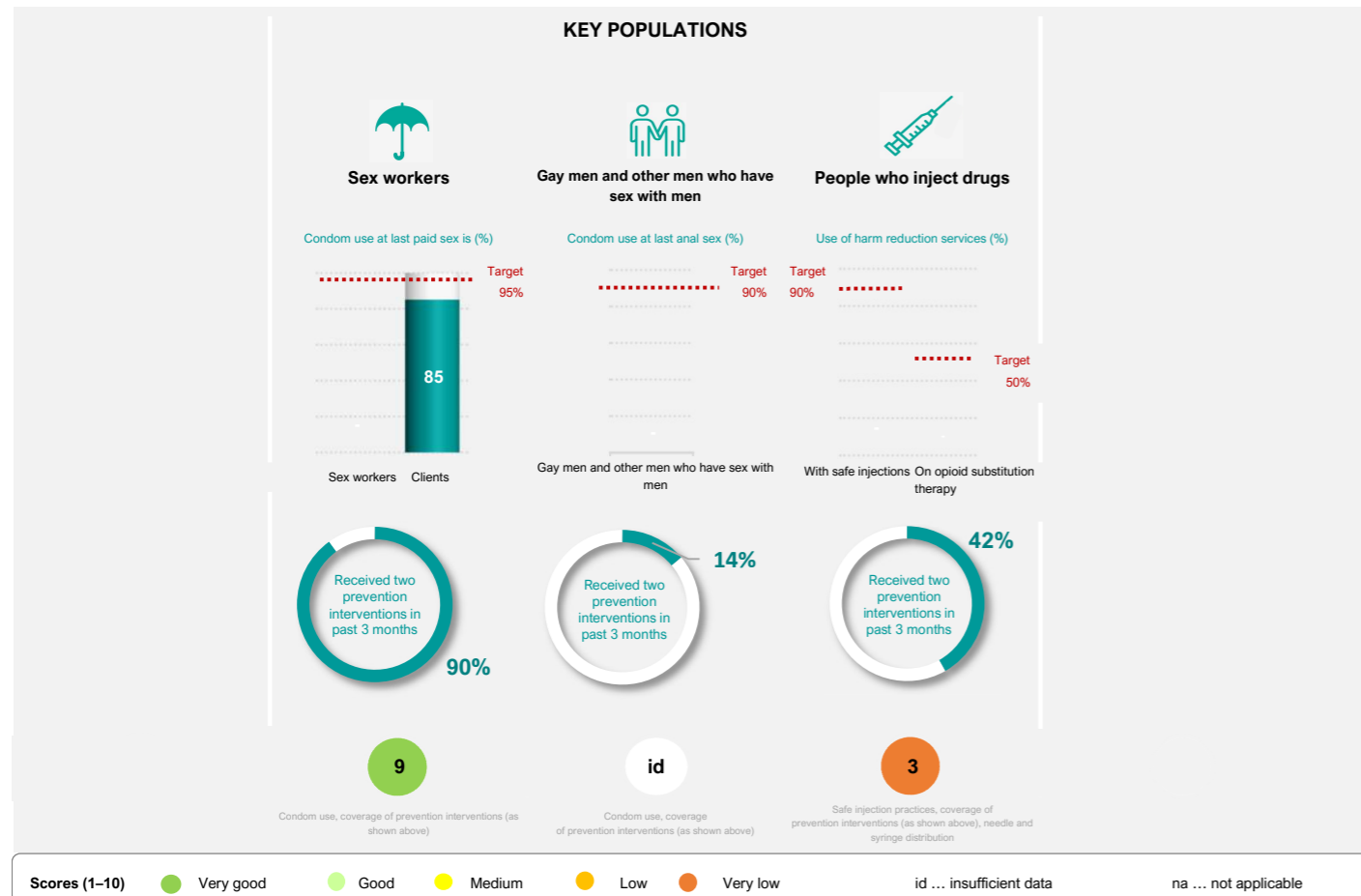
Change in new HIV infections



HIV prevalence



HIV programme coverage and outcomes



Scores (1-10) ● Very good ● Good ● Medium ● Low ● Very low id ... insufficient data na ... not applicable

Policy and structural barriers

Key populations

| Barrier | Sex workers | Gay men and other men who have sex with men | People who inject drugs | Transgender people | People in prisons |
|---|-------------|---|-------------------------|--------------------|-------------------|
| Criminalization of the behaviour of key populations | Yes | No | id | No | na |
| The national strategy includes critical elements of the programme package for key populations | < Half | < Half | < Half | < Half | < Half |
| Avoided health care because of stigma and discrimination | id | id | id | id | id |
| Population size estimate | 336 700 | id | id | id | 101 600 |

Baseline status of 10 HIV Prevention 2025 Road Map Actions

| Road Map Action | 2023 | 2024 |
|---------------------------------------|------|------|
| 1. Data-driven needs assessment | Good | Good |
| 2. Precision prevention approach | Good | Good |
| 3. Define investment needs | Good | Good |
| 4. HIV prevention leadership agencies | Good | Good |
| 5. Expand community-led services | Good | Good |
| 6. Remove social and legal barriers | Good | Good |
| 7. Integration with related services | Good | Good |
| 8. Introduction of new technologies | Good | Good |
| 9. Real-time programme monitoring | Good | Good |
| 10. Accountability for HIV progress | Good | Good |

Linkages between HIV and sexual and reproductive health services

| | |
|---|-------|
| HIV testing services integrated within sexual and reproductive health | Yes |
| Provider-initiated condom promotion integrated into sexual and reproductive health services | No/id |

Data sources: UNAIDS 2023 epidemiological estimates; Global AIDS Monitoring 2023; and ICF – the DHS Program STATcompiler.

Data sources for key population program coverage: Global AIDS Monitoring 2023, Global Fund and PEPFAR reports obtained in 2023. Some of the data are triangulated and thus not nationally representative. Note: The 2023 UNAIDS epidemiological estimates represent the year 2022. Other data points may refer to various years when the surveys were conducted.

Note: 2020 and 2025 targets for reducing new HIV infections represent the country's required contribution to global targets, a 75% reduction by 2020 and 82.5% reduction by 2025 against 2010 as a baseline. These reductions are required to achieve a 90% reduction by 2030.