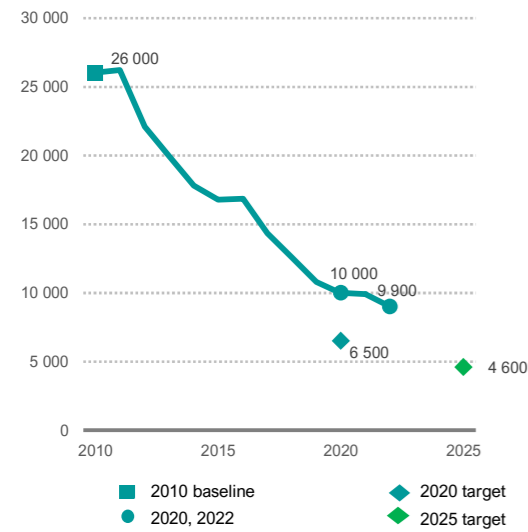


# The State of HIV Prevention in Cote d'Ivoire

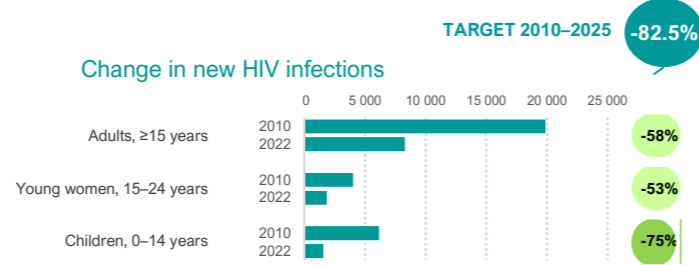
2023

## Number of new HIV infections (all ages)

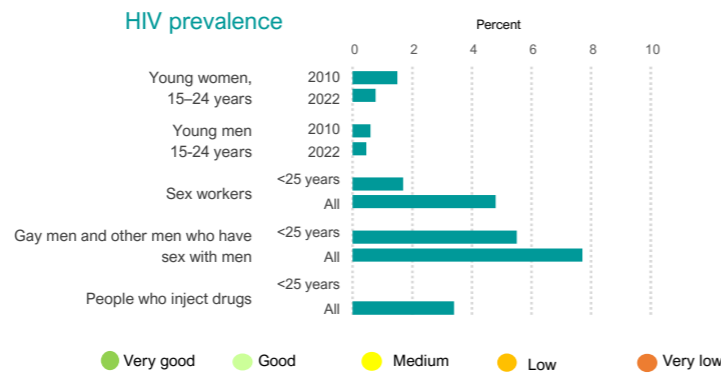


2020 and 2025 targets represent the country's required contribution to global targets, a 75% reduction by 2020 and 82.5% reduction by 2025 against 2010 as a baseline.

## Change in new HIV infections



## HIV prevalence



## HIV programme coverage and outcomes

### ADOLESCENT GIRLS, YOUNG WOMEN & MALE PARTNERS

Condom use with a non-regular partner among young people 15-24 years old (%)

Group	Value
Young women	42
Young men	67

Target: 90%

Score: na

### KEY POPULATIONS

Sex workers

Condom use at last paid sex is (%)

Group	Value
Sex workers	92
Clients	63

Target: 95%

Score: 5

### KEY POPULATIONS

Gay men and other men who have sex with men

Condom use at last anal sex (%)

Group	Value
Gay men and other men who have sex with men	75

Target: 90%

Score: 6

### KEY POPULATIONS

People who inject drugs

Use of harm reduction services (%)

Category	Value
With safe injections	50
On opioid substitution therapy	85

Target: 90%

Score: 9

### CONDOM PROGRAMMING

Condom use with a non-regular partner, 15-49 years (%)

Group	Value
women	38
men	63

Target: 90%

Score: id

### MEN AND BOYS (INCLUDING VMMC)

Uptake of voluntary medical male circumcision

Group	Value
15-24	96

Target: 90%

Score: na

### ANTIRETROVIRAL DRUG-BASED PREVENTION

Pre-exposure prophylaxis

Number of people actively taking Pre-Exposure Prophylaxis (PrEP)

Year	Value
2017	100
2019	439
2020	2427
2021	15773
2022	15773

Change in use of PrEP (2021-2022): +259%

Score: 5

### ANTIRETROVIRAL DRUG-BASED PREVENTION

Antiretroviral treatment

People living with HIV virally suppressed (%)

Group	Value
Women	69
Men	54

Target: 86%

Score: 7

### PREVENTION OF VERTICAL TRANSMISSION OF HIV

MTCT rate: 11%

% of HIV-positive pregnant women receiving ART: 80%

Number of Estimated births to women living with HIV: 15 000

Number of new child infections due to vertical transmission: 1 600

Distribution of new child infections:

Reason	Percentage
% of child infections because mother acquired HIV during pregnancy or breastfeeding	21%
% of child infections because mother did not receive antiretroviral therapy during pregnancy or breastfeeding	59%
% of child infections because mother did not continue antiretroviral treatment during pregnancy or breastfeeding	9%
% of child infections because mother was on antiretroviral treatment during pregnancy or breastfeeding, but was not virologically suppressed	11%

Score: 6

Legend: Scores (1-10) - Very good (green), Good (light green), Medium (yellow), Low (orange), Very low (red). id ... insufficient data, na ... not applicable.

## Policy and structural barriers

### Key populations

Barrier	Sex workers	Gay men and other men who have sex with men	People who inject drugs	Transgender people	Prisoners
Criminalization of the behaviour of key populations	Yes	No	Yes	No	na
The national strategy includes critical elements of the programme package for key populations	> Half	> Half	> Half	> Half	> Half
Avoided health care because of stigma and discrimination	14%	6%	9%	23%	na
Population size	66 600	56 000	2 600	700	44 000

### Adolescent girls and young women

Indicator	15-19 years	15-49 years
Proportion of women who experienced intimate partner violence	id	id
Girls who completed lower secondary education	22%	
Policies on life skills-based HIV and sexuality education (secondary schools)	Yes	
Laws requiring parental consent for adolescents to access HIV testing services, age of consent	Yes, <16	

## Baseline status of 10 HIV Prevention 2025 Road Map Actions

Road Map Action	2023
1. Data-driven needs assessment	
2. Precision prevention approach	
3. Define investment needs	
4. HIV prevention leadership agencies	
5. Expand community-led services	
6. Remove social and legal barriers	
7. Integration with related services	
8. Introduction of new technologies	
9. Real-time programme monitoring	
10. Accountability for HIV progress	

Note: 'Yes' refers to the adaptation having been introduced (not necessarily it being universally available).

## Linkages between HIV and sexual and reproductive health services

HIV testing services integrated within sexual and reproductive health	id
Provider-initiated condom promotion integrated into sexual and reproductive health services	Yes

Data sources: UNAIDS 2021 epidemiological estimates; Global AIDS Monitoring 2021; and ICF - the DHS Program STATcompiler. Data sources for key population program coverage: Global AIDS Monitoring 2022, Global Fund and PEPFAR reports obtained in 2022. Note: The 2023 UNAIDS epidemiological estimates represent the year 2022. Other data points may refer to various years when the surveys were conducted. Note: 2020 and 2025 targets for reducing new HIV infections represent the country's required contribution to global targets, a 75% reduction by 2020 and 82.5% reduction by 2025 against 2010 as a baseline. These reductions are required to achieve a 90% reduction by 2030.