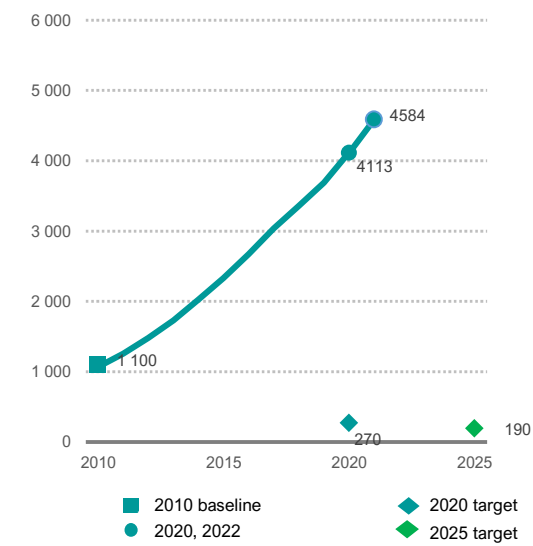


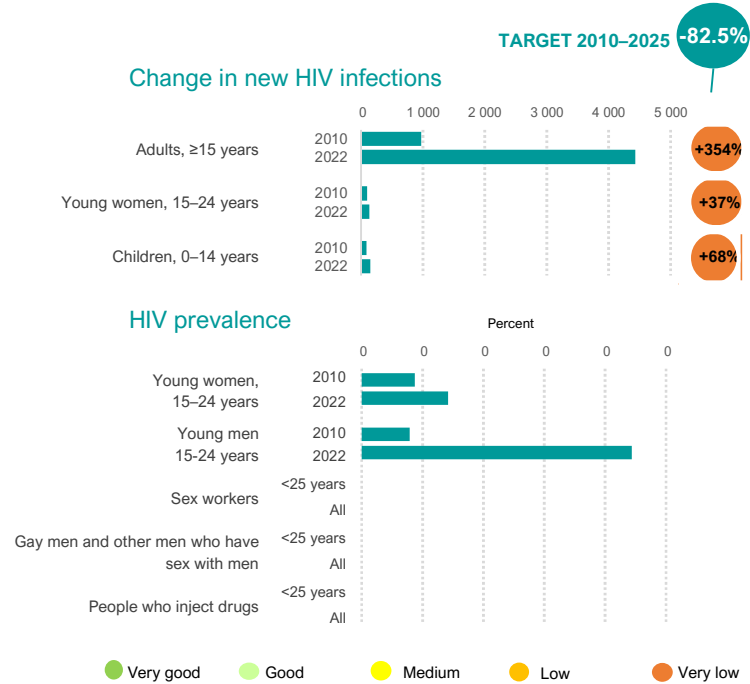
The State of HIV Prevention in Egypt

2023

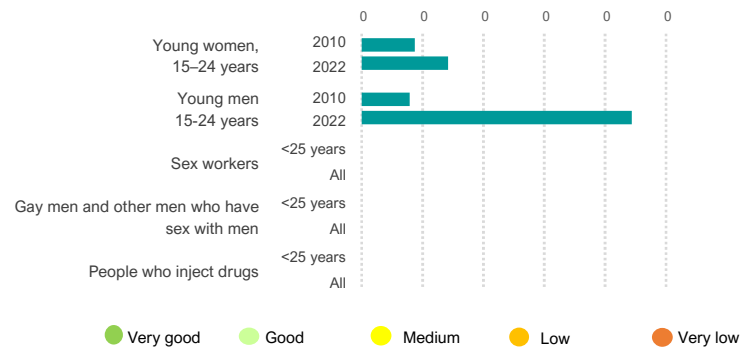
Number of new HIV infections (all ages)



Change in new HIV infections



HIV prevalence



Policy and structural barriers

Key populations

Barrier	Sex workers	Gay men and other men who have sex with men	People who inject drugs	Transgender people	Prisoners
Criminalization of the behaviour of key populations	Yes	Yes	id	No	na
The national strategy includes critical elements of the programme package for key populations	> Half	> Half	> Half	< Half	< Half
Avoided health care because of stigma and discrimination	id	id	id	id	na
Population size	id	id	id	id	id

Baseline status of 10 HIV Prevention 2025 Road Map Actions

Road Map Action	2023
1. Data-driven needs assessment	Partial
2. Precision prevention approach	Partial
3. Define investment needs	Partial
4. HIV prevention leadership agencies	Partial
5. Expand community-led services	Partial
6. Remove social and legal barriers	Partial
7. Integration with related services	Partial
8. Introduction of new technologies	Partial
9. Real-time programme monitoring	Partial
10. Accountability for HIV progress	Partial

Linkages between HIV and sexual and reproductive health services

HIV testing services integrated within sexual and reproductive health	Partial
Provider-initiated condom promotion integrated into sexual and reproductive health services	Yes

HIV programme coverage and outcomes

KEY POPULATIONS

Population	Indicator	Target	Score
Sex workers	Condom use at last paid sex (%)	95%	id
	Received two prevention interventions in past 3 months	-	id
Gay men and other men who have sex with men	Condom use at last anal sex (%)	90%	id
	Received two prevention interventions in past 3 months	1	id
People who inject drugs	Use of harm reduction services (%)	90%	1
	Received two prevention interventions in past 3 months	9	1

ANTIRETROVIRAL DRUG-BASED PREVENTION

Indicator	Score
Pre-exposure prophylaxis (PrEP) coverage	id
Antiretroviral treatment coverage	5

Scores (1–10) ● Very good ● Good ● Medium ● Low ● Very low id ... insufficient data na ... not applicable

Data sources: UNAIDS 2021 epidemiological estimates; Global AIDS Monitoring 2021; and ICF – the DHS Program STATcompiler. Data sources for key population program coverage: Global AIDS Monitoring 2022, Global Fund and PEPFAR reports obtained in 2022. Note: The 2023 UNAIDS epidemiological estimates represent the year 2022. Other data points may refer to various years when the surveys were conducted. Note: 2020 and 2025 targets for reducing new HIV infections represent the country's required contribution to global targets, a 75% reduction by 2020 and 82.5% reduction by 2025 against 2010 as a baseline. These reductions are required to achieve a 90% reduction by 2030.