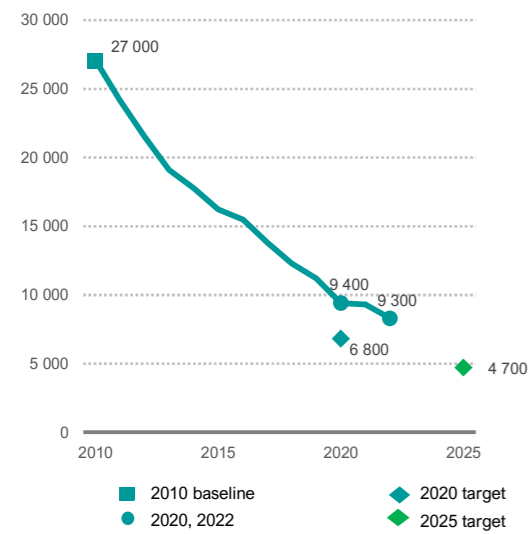


The State of HIV Prevention in Ethiopia

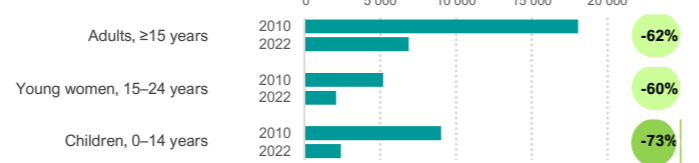
2023

Number of new HIV infections (all ages)

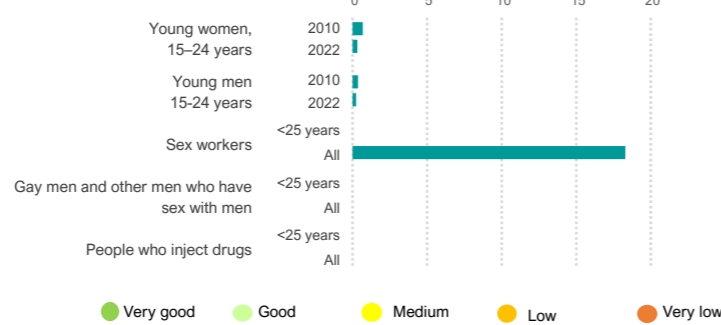


2020 and 2025 targets represent the country's required contribution to global targets, a 75% reduction by 2020 and 82.5% reduction by 2025 against 2010 as a baseline.

Change in new HIV infections



HIV prevalence



Very good Good Medium Low Very low

Policy and structural barriers

Key populations

Barrier	Sex workers	Gay men and other men who have sex with men	People who inject drugs	Transgender people	Prisoners
Criminalization of the behaviour of key populations	Yes	Yes	Yes	Yes	na
The national strategy includes critical elements of the programme package for key populations	> Half	id	None	id	None
Avoided health care because of stigma and discrimination	31%	id	id	id	na
Population size	id	id	id	id	id

Adolescent girls and young women

Indicator	15-19 years	15-49 years
Proportion of women who experienced intimate partner violence	id	id
Girls who completed lower secondary education	22%	
Policies on life skills-based HIV and sexuality education (secondary schools)	No	
Laws requiring parental consent for adolescents to access HIV testing services, age of consent	Yes, <16	

Baseline status of 10 HIV Prevention 2025 Road Map Actions

Road Map Action	2023
1. Data-driven needs assessment	Very good
2. Precision prevention approach	Very good
3. Define investment needs	Very good
4. HIV prevention leadership agencies	Low
5. Expand community-led services	Very good
6. Remove social and legal barriers	Very good
7. Integration with related services	Very good
8. Introduction of new technologies	Very good
9. Real-time programme monitoring	Very good
10. Accountability for HIV progress	Very good

Note: 'Yes' refers to the adaptation having been introduced (not necessarily it being universally available).

Linkages between HIV and sexual and reproductive health services

HIV testing services integrated within sexual and reproductive health	Partial
Provider-initiated condom promotion integrated into sexual and reproductive health services	Yes

HIV programme coverage and outcomes

ADOLESCENT GIRLS, YOUNG WOMEN & MALE PARTNERS

Condom use with a non-regular partner among young people 15-24 years old (%)

Young women: 22, Young men: 51

Target: 90%

Received two prevention interventions in past 3 months: 79

Score: 2

KEY POPULATIONS

Sex workers

Condom use at last paid sex is (%): Sex workers: 95, Clients: 81

Target: 95%

Received two prevention interventions in past 3 months: 79

Score: 8

KEY POPULATIONS

Gay men and other men who have sex with men

Condom use at last anal sex (%): 90%

Target: 90%

Received two prevention interventions in past 3 months: id

Score: id

KEY POPULATIONS

People who inject drugs

Use of harm reduction services (%): 50%

Target: 90%

Received two prevention interventions in past 3 months: id

Score: id

CONDOM PROGRAMMING

Condom use with a non-regular partner, 15-49 years (%)

women: 20, men: 51

Target: 90%

Estimated condom distribution need met (%): 35

Score: 4

MEN AND BOYS (INCLUDING VMMC)

Uptake of voluntary medical male circumcision

88%

Target: 90%

% of annual VMMC target achieved: na

Score: na

ANTIRETROVIRAL DRUG-BASED PREVENTION

Pre-exposure prophylaxis

Number of people actively taking Pre-Exposure Prophylaxis (PrEP): 21684

Change in use of PrEP (2021-2022): +380%

Score: 5

ANTIRETROVIRAL DRUG-BASED PREVENTION

Antiretroviral treatment

People living with HIV virally suppressed (%): Women: 80, Men: 76

Target: 86%

Antiretroviral treatment coverage: Overall: 83%, Sex workers: id, Gay men and other men who have sex with men: id, People who inject drugs: id

Score: 8

PREVENTION OF VERTICAL TRANSMISSION OF HIV

MTCT rate: 12%

% of HIV-positive pregnant women receiving ART: 86%

Number of Estimated births to women living with HIV: 16 000

Number of new child infections due to vertical transmission: 2 000

Distribution of new child infections: 16% (mother acquired HIV), 43% (mother did not receive ART), 26% (mother did not continue ART), 16% (mother on ART but not virologically suppressed)

Score: 7

Scores (1-10): Very good, Good, Medium, Low, Very low. id ... insufficient data, na ... not applicable

Data sources: UNAIDS 2021 epidemiological estimates; Global AIDS Monitoring 2021; and ICF - the DHS Program STATcompiler. Data sources for key population program coverage: Global AIDS Monitoring 2022, Global Fund and PEPFAR reports obtained in 2022. Note: The 2023 UNAIDS epidemiological estimates represent the year 2022. Other data points may refer to various years when the surveys were conducted. Note: 2020 and 2025 targets for reducing new HIV infections represent the country's required contribution to global targets, a 75% reduction by 2020 and 82.5% reduction by 2025 against 2010 as a baseline. These reductions are required to achieve a 90% reduction by 2030.