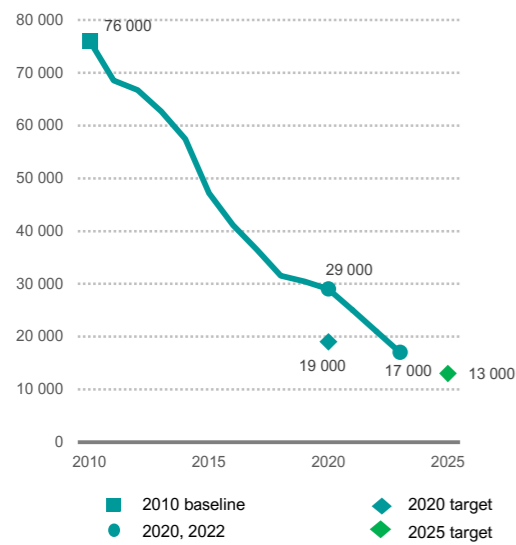


# The State of HIV Prevention in Kenya

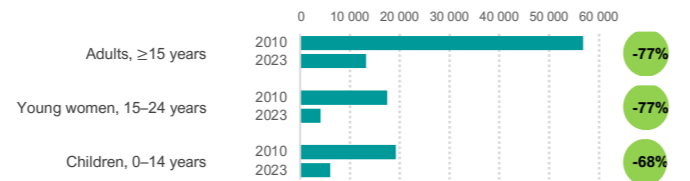
2024

## Number of new HIV infections (all ages)

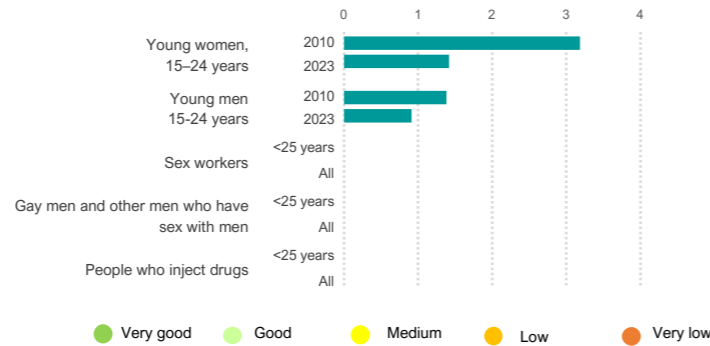


2020 and 2025 targets represent the country's required contribution to global targets, a 75% reduction by 2020 and 82.5% reduction by 2025 against 2010 as a baseline.

## Change in new HIV infections



## HIV prevalence



## Policy and structural barriers

### Key populations

Barrier	Sex workers	Gay men and other men who have sex with men	People who inject drugs	Transgender people	People in prisons
Criminalization of the behaviour of key populations	Yes	Yes	Yes	No	na
The national strategy includes critical elements of the programme package for key populations	> Half	> Half	> Half	> Half	> Half
Avoided health care because of stigma and discrimination	id	id	id	id	id
Population size estimate	197 100	id	id	id	id

### Adolescent girls and young women

Indicator	15-19 years	15-49 years
Proportion of women who experienced intimate partner violence	id	id
Girls who completed lower secondary education	69%	
Policies on life skills-based HIV and sexuality education (secondary schools)	Yes	
Laws requiring parental consent for adolescents to access HIV testing services, age of consent	Yes, <16	

## Baseline status of 10 HIV Prevention 2025 Road Map Actions

Road Map Action	2023	2024
1. Data-driven needs assessment	Green	Green
2. Precision prevention approach	Green	Green
3. Define investment needs	Green	Green
4. HIV prevention leadership agencies	Orange	Orange
5. Expand community-led services	Green	Green
6. Remove social and legal barriers	Green	Green
7. Integration with related services	Green	Green
8. Introduction of new technologies	Green	Green
9. Real-time programme monitoring	Orange	Orange
10. Accountability for HIV progress	Orange	Orange

Note: 'Yes' refers to the adaptation having been introduced (not necessarily it being universally available).

## Linkages between HIV and sexual and reproductive health services

HIV testing services integrated within sexual and reproductive health	Yes
Provider-initiated condom promotion integrated into sexual and reproductive health services	Yes

## HIV programme coverage and outcomes

### ADOLESCENT GIRLS, YOUNG WOMEN & MALE PARTNERS

Condom use with a non-regular partner among young people 15-24 years old (%)

43 (Young women), 70 (Young men)

Target: 90%

Score: 6

### KEY POPULATIONS

Sex workers

Condom use at last paid sex is (%)

Target: 95%

Score: id

### KEY POPULATIONS

Gay men and other men who have sex with men

Condom use at last anal sex (%)

Target: 90%

Score: id

### KEY POPULATIONS

People who inject drugs

Use of harm reduction services (%)

Target: 90%

Score: 3

### CONDOM PROGRAMMING

Condom use with a non-regular partner, 15-49 years (%)

37 (women), 68 (men)

Target: 90%

Score: 5

### MEN AND BOYS (INCLUDING VMMC)

Uptake of voluntary medical male circumcision

32 (% of 2025 target achieved), 94 (male circumcision prevalence 15-24)

Score: 7

### ANTIRETROVIRAL DRUG-BASED PREVENTION

Pre-exposure prophylaxis

Number of people actively taking Pre-Exposure Prophylaxis (PrEP)

52229 (2017), 155526 (2023)

Change in use of PrEP (2021-2022): +124%

Score: 10

### ANTIRETROVIRAL DRUG-BASED PREVENTION

Antiretroviral treatment

People living with HIV virally suppressed (%)

97 (Women), 86 (Men)

Target: 86%

Score: 9

### PREVENTION OF VERTICAL TRANSMISSION OF HIV

MTCT rate: 7%

% of HIV-positive pregnant women receiving ART: 89%

Number of Estimated births to women living with HIV: 54 000

Number of new child infections due to vertical transmission: 3 800

Score: 8

**Distribution of new child infections**

- 15%: % of child infections because mother acquired HIV during pregnancy or breastfeeding
- 23%: % of child infections because mother did not receive antiretroviral therapy during pregnancy or breastfeeding
- 40%: % of child infections because mother did not continue antiretroviral treatment during pregnancy or breastfeeding
- 22%: % of child infections because mother was on antiretroviral treatment during pregnancy or breastfeeding, but was not virologically suppressed

Scores (1-10) Legend: Very good (green), Good (light green), Medium (yellow), Low (orange), Very low (red). id ... insufficient data, na ... not applicable

Data sources: UNAIDS 2023 epidemiological estimates; Global AIDS Monitoring 2023; and ICF - the DHS Program STATcompiler. Note: The 2023 UNAIDS epidemiological estimates represent the year 2022. Other data points may refer to various years when the surveys were conducted. Note: 2020 and 2025 targets for reducing new HIV infections represent the country's required contribution to global targets, a 75% reduction by 2020 and 82.5% reduction by 2025 against 2010 as a baseline. These reductions are required to achieve a 90% reduction by 2030.