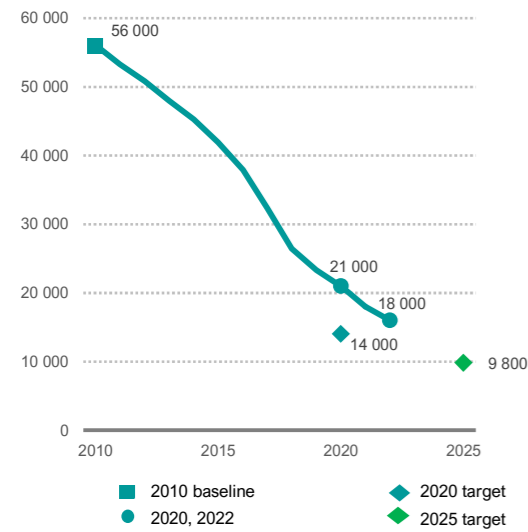


The State of HIV Prevention in Malawi

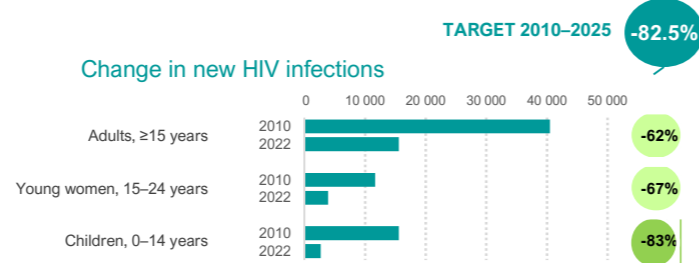
2023

Number of new HIV infections (all ages)

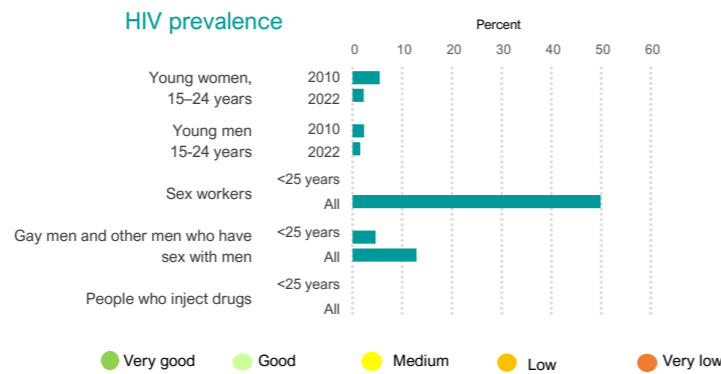


2020 and 2025 targets represent the country's required contribution to global targets, a 75% reduction by 2020 and 82.5% reduction by 2025 against 2010 as a baseline.

Change in new HIV infections



HIV prevalence



HIV programme coverage and outcomes

ADOLESCENT GIRLS, YOUNG WOMEN & MALE PARTNERS

Condom use with a non-regular partner among young people 15-24 years old (%)

Young women: 53, Young men: 73

Target: 90%

Score: 4

KEY POPULATIONS

Sex workers

Condom use at last paid sex is (%)

Sex workers: 65, Clients: 75

Target: 95%

Score: 6

Received two prevention interventions in past 3 months: 68

KEY POPULATIONS

Gay men and other men who have sex with men

Condom use at last anal sex (%)

Gay men and other men who have sex with men: 79

Target: 90%

Score: 7

Received two prevention interventions in past 3 months: 65

KEY POPULATIONS

People who inject drugs

Use of harm reduction services (%)

With safe injections: 50, On opioid substitution therapy: 50

Target: 90%

Score: 0

Received two prevention interventions in past 3 months: 50

CONDOM PROGRAMMING

Condom use with a non-regular partner, 15-49 years (%)

women: 49, men: 73

Target: 90%

Score: 8

Estimated condom distribution need met (%): 100

MEN AND BOYS (INCLUDING VMMC)

Uptake of voluntary medical male circumcision

% of 2025 target achieved: 29

Target: 90%

Score: 2

% of annual VMMC target achieved: 30

ANTIRETROVIRAL DRUG-BASED PREVENTION

Pre-exposure prophylaxis

Number of people actively taking Pre-Exposure Prophylaxis (PrEP)

2017: 300, 2018: 459, 2019: 252, 2020: 23104, 2021: 10971, 2022: 23104

Change in use of PrEP (2021-2022): +4254%

Score: 5

ANTIRETROVIRAL DRUG-BASED PREVENTION

Antiretroviral treatment

People living with HIV virally suppressed (%)

Women: 93, Men: 81

Target: 86%

Score: 9

Antiretroviral treatment coverage: Overall 93%, Sex workers 90%, Gay men and other men who have sex with men 93%, People who inject drugs id

PREVENTION OF VERTICAL TRANSMISSION OF HIV

MTCT rate: 8%

% of HIV-positive pregnant women receiving ART: 90%

Number of Estimated births to women living with HIV: 36 000

Number of new child infections due to vertical transmission: 2 800

Distribution of new child infections:

- 23% because mother acquired HIV during pregnancy or breastfeeding
- 33% because mother did not receive antiretroviral therapy during pregnancy or breastfeeding
- 29% because mother did not continue antiretroviral treatment during pregnancy or breastfeeding
- 15% because mother was on antiretroviral treatment during pregnancy or breastfeeding, but was not virologically suppressed

Score: 8

Condom use, completion of lower-secondary education, coverage of dedicated programmes

Condom use, coverage of prevention interventions (as shown above)

Condom use, coverage of prevention interventions (as shown above)

Safe injection practices, coverage of prevention interventions (as shown above), needle and syringe distribution

Condom use, condom distribution

Condom use, condom distribution

Regulatory approval, PrEP guidelines, PrEP coverage per 100 people acquiring HIV

Scores (1-10)

- Very good (Green)
- Good (Light Green)
- Medium (Yellow)
- Low (Orange)
- Very low (Red)
- id ... insufficient data
- na ... not applicable

Policy and structural barriers

Key populations

	Sex workers	Gay men and other men who have sex with men	People who inject drugs	Transgender people	Prisoners
Criminalization of the behaviour of key populations	Yes	Yes	Yes	Yes	na
The national strategy includes critical elements of the programme package for key populations	< Half	< Half	None	> Half	< Half
Avoided health care because of stigma and discrimination	49%	13%	id	id	na
Population size	39 000	50 000	8 400	4 900	18 000

Adolescent girls and young women

	15-19 years	15-49 years
Proportion of women who experienced intimate partner violence	id	id
Girls who completed lower secondary education	21%	
Policies on life skills-based HIV and sexuality education (secondary schools)	Yes	
Laws requiring parental consent for adolescents to access HIV testing services, age of consent	Yes, <14	

Baseline status of 10 HIV Prevention 2025 Road Map Actions

Road Map Action	2023
1. Data-driven needs assessment	Yes
2. Precision prevention approach	Yes
3. Define investment needs	Yes
4. HIV prevention leadership agencies	Yes
5. Expand community-led services	Yes
6. Remove social and legal barriers	Yes
7. Integration with related services	Yes
8. Introduction of new technologies	Yes
9. Real-time programme monitoring	Yes
10. Accountability for HIV progress	Yes

Note: 'Yes' refers to the adaptation having been introduced (not necessarily it being universally available).

Linkages between HIV and sexual and reproductive health services

HIV testing services integrated within sexual and reproductive health	Yes
Provider-initiated condom promotion integrated into sexual and reproductive health services	Yes

Data sources: UNAIDS 2021 epidemiological estimates; Global AIDS Monitoring 2021; and ICF - the DHS Program STATcompiler. Data sources for key population program coverage: Global AIDS Monitoring 2022, Global Fund and PEPFAR reports obtained in 2022. Note: The 2023 UNAIDS epidemiological estimates represent the year 2022. Other data points may refer to various years when the surveys were conducted. Note: 2020 and 2025 targets for reducing new HIV infections represent the country's required contribution to global targets, a 75% reduction by 2020 and 82.5% reduction by 2025 against 2010 as a baseline. These reductions are required to achieve a 90% reduction by 2030.