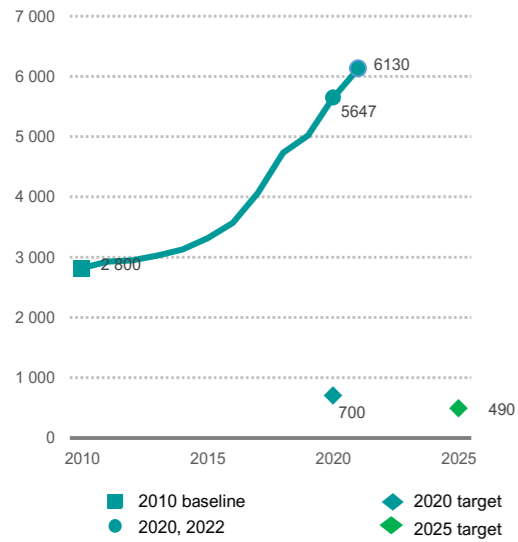


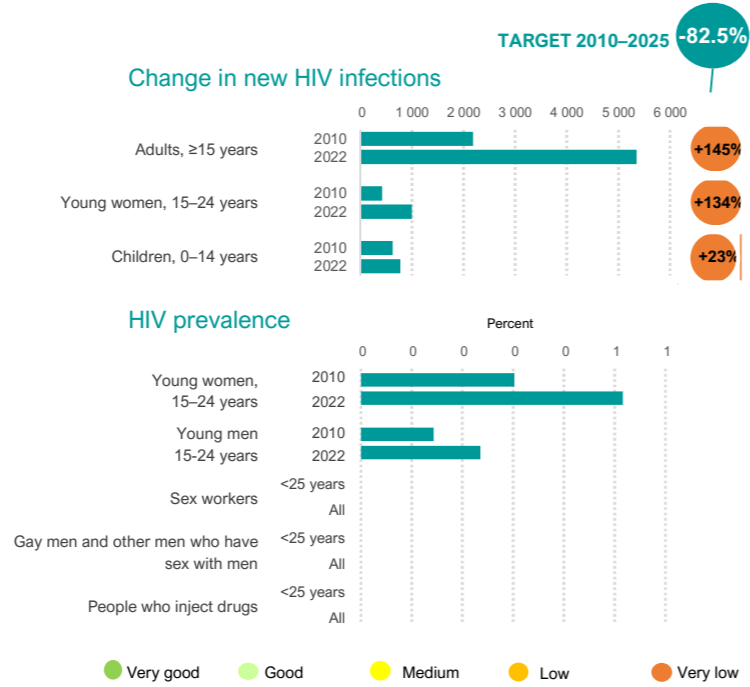
The State of HIV Prevention in Papua New Guinea

2023

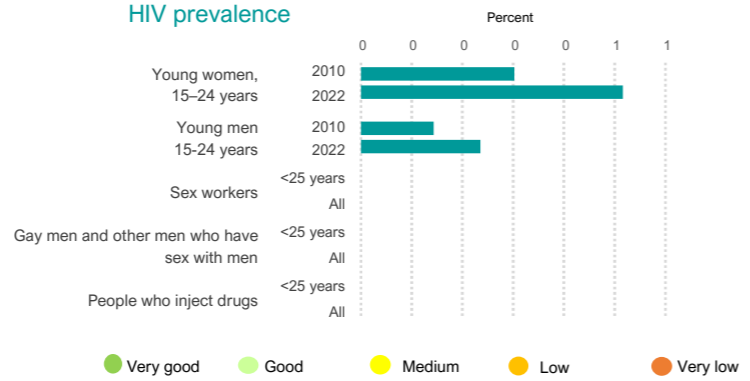
Number of new HIV infections (all ages)



Change in new HIV infections



HIV prevalence



Policy and structural barriers

Key populations

	Sex workers	Gay men and other men who have sex with men	People who inject drugs	Transgender people	Prisoners
Criminalization of the behaviour of key populations	Yes	Yes	Yes	Yes	na
The national strategy includes critical elements of the programme package for key populations	< Half	> Half	None	< Half	< Half
Avoided health care because of stigma and discrimination	id	id	id	id	na
Population size	52 000	39 000	id	id	id

Baseline status of 10 HIV Prevention 2025 Road Map Actions

Road Map Action	2023
1. Data-driven needs assessment	
2. Precision prevention approach	
3. Define investment needs	
4. HIV prevention leadership agencies	
5. Expand community-led services	
6. Remove social and legal barriers	
7. Integration with related services	
8. Introduction of new technologies	
9. Real-time programme monitoring	
10. Accountability for HIV progress	

Linkages between HIV and sexual and reproductive health services

HIV testing services integrated within sexual and reproductive health	Yes
Provider-initiated condom promotion integrated into sexual and reproductive health services	Yes

HIV programme coverage and outcomes

KEY POPULATIONS

Sex workers

Condom use at last paid sex is (%)

Target 95%

48

Received two prevention interventions in past 3 months: 49

Score: 5

Gay men and other men who have sex with men

Condom use at last anal sex (%)

Target 90%

7

Received two prevention interventions in past 3 months: 7

Score: id

People who inject drugs

Use of harm reduction services (%)

Target 90%

50%

Received two prevention interventions in past 3 months: -

Score: id

ANTIRETROVIRAL DRUG-BASED PREVENTION

Pre-exposure prophylaxis

Number of people actively taking Pre-Exposure Prophylaxis (PrEP)

2017 2018 2019 2020 2021 2022

Change in use of PrEP (2021–2022): not documented

Score: id

Antiretroviral treatment

People living with HIV virally suppressed (%)

Target 86%

Women Men

Antiretroviral treatment coverage: Overall 61%

Sex workers: id

Gay men and other men who have sex with men: id

People who inject drugs: id

Score: 6

Scores (1–10) Very good Good Medium Low Very low id ... insufficient data na ... not applicable

Data sources: UNAIDS 2021 epidemiological estimates; Global AIDS Monitoring 2021; and ICF – the DHS Program STATcompiler. Data sources for key population program coverage: Global AIDS Monitoring 2022, Global Fund and PEPFAR reports obtained in 2022. Note: The 2023 UNAIDS epidemiological estimates represent the year 2022. Other data points may refer to various years when the surveys were conducted. Note: 2020 and 2025 targets for reducing new HIV infections represent the country's required contribution to global targets, a 75% reduction by 2020 and 82.5% reduction by 2025 against 2010 as a baseline. These reductions are required to achieve a 90% reduction by 2030.