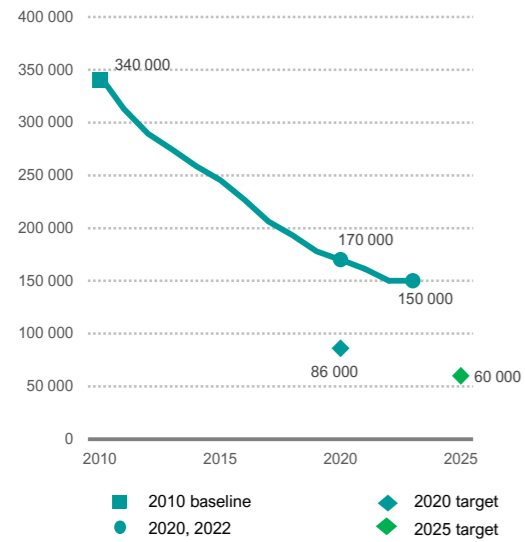


The State of HIV Prevention in South Africa

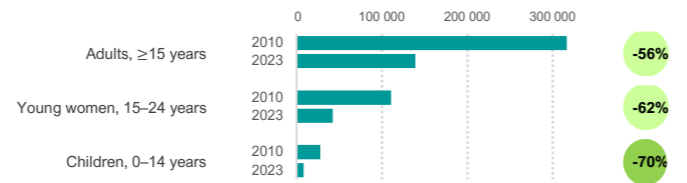
2024

Number of new HIV infections (all ages)

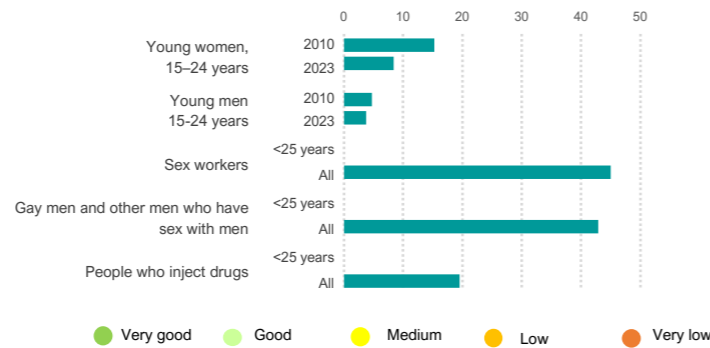


2020 and 2025 targets represent the country's required contribution to global targets, a 75% reduction by 2020 and 82.5% reduction by 2025 against 2010 as a baseline.

Change in new HIV infections



HIV prevalence



HIV programme coverage and outcomes

ADOLESCENT GIRLS, YOUNG WOMEN & MALE PARTNERS

Condom use with a non-regular partner among young people 15-24 years old (%)

61 (Young women), 73 (Young men) | Target 90%

52% | 6

KEY POPULATIONS

Sex workers

Condom use at last paid sex is (%)

83 | Target 95%

34% | 6

Gay men and other men who have sex with men

Condom use at last anal sex (%)

72 | Target 90%

10% | 4

People who inject drugs

Use of harm reduction services (%)

95 | Target 50%

17% | 5

CONDOM PROGRAMMING

Condom use with a non-regular partner, 15-49 years (%)

60 (women), 68 (men) | Target 90%

78 | 7

MEN AND BOYS (INCLUDING VMMC)

Uptake of voluntary medical male circumcision

58 (2025 target achieved), 60 (male circumcision prevalence 15-24)

100 | 8

ANTIRETROVIRAL DRUG-BASED PREVENTION

Pre-exposure prophylaxis

Number of people actively taking Pre-Exposure Prophylaxis (PrEP)

42255 (2017), 8100 (2018), 106401 (2019), 346667 (2020), 406170 (2021), 80317 (2022), 80317 (2023)

+226% | 10

Antiretroviral treatment

People living with HIV virally suppressed (%)

75 (Women), 64 (Men) | Target 86%

77% (Overall), 70% (Sex workers), 44% (Gay men and other men who have sex with men), id (People who inject drugs) | 8

PREVENTION OF VERTICAL TRANSMISSION OF HIV

MTCT rate

2% | 9

% of HIV-positive pregnant women receiving ART

97%

Number of Estimated births to women living with HIV

270 000

Number of new child infections due to vertical transmission

6 500

Distribution of new child infections

48% (mother acquired HIV during pregnancy or breastfeeding), 26% (mother did not receive antiretroviral therapy during pregnancy or breastfeeding), 0% (mother did not continue antiretroviral treatment during pregnancy or breastfeeding), 26% (mother was on antiretroviral treatment during pregnancy or breastfeeding, but was not virologically suppressed)

Scores (1-10) Very good (green), Good (light green), Medium (yellow), Low (orange), Very low (red). id ... insufficient data, na ... not applicable

Policy and structural barriers

Key populations

Barrier	Sex workers	Gay men and other men who have sex with men	People who inject drugs	Transgender people	People in prisons
Criminalization of the behaviour of key populations	Yes	No	Yes	No	na
The national strategy includes critical elements of the programme package for key populations	> Half	> Half	< Half	> Half	> Half
Avoided health care because of stigma and discrimination	id	id	id	id	id
Population size estimate	id	309 700	id	179 300	155 000

Adolescent girls and young women

Indicator	15-19 years	15-49 years
Proportion of women who experienced intimate partner violence	30%	30%
Girls who completed lower secondary education	91%	
Policies on life skills-based HIV and sexuality education (secondary schools)	Yes	
Laws requiring parental consent for adolescents to access HIV testing services, age of consent	Yes, <12	

Baseline status of 10 HIV Prevention 2025 Road Map Actions

Road Map Action	2023	2024
1. Data-driven needs assessment	Green	Green
2. Precision prevention approach	Red	Green
3. Define investment needs	Green	Green
4. HIV prevention leadership agencies	Orange	Green
5. Expand community-led services	Orange	Green
6. Remove social and legal barriers	Green	Green
7. Integration with related services	Orange	Green
8. Introduction of new technologies	Green	Green
9. Real-time programme monitoring	Orange	Green
10. Accountability for HIV progress	Orange	Green

Note: 'Yes' refers to the adaptation having been introduced (not necessarily it being universally available).

Linkages between HIV and sexual and reproductive health services

HIV testing services integrated within sexual and reproductive health	Yes
Provider-initiated condom promotion integrated into sexual and reproductive health services	Yes

Data sources: UNAIDS 2023 epidemiological estimates; Global AIDS Monitoring 2023; and ICF - the DHS Program STATcompiler.

Data sources for key population program coverage: Global AIDS Monitoring 2023, Global Fund and PEPFAR reports obtained in 2023. Some of the data are triangulated and thus not nationally representative. Note: The 2023 UNAIDS epidemiological estimates represent the year 2022. Other data points may refer to various years when the surveys were conducted.

Note: 2020 and 2025 targets for reducing new HIV infections represent the country's required contribution to global targets, a 75% reduction by 2020 and 82.5% reduction by 2025 against 2010 as a baseline. These reductions are required to achieve a 90% reduction by 2030.