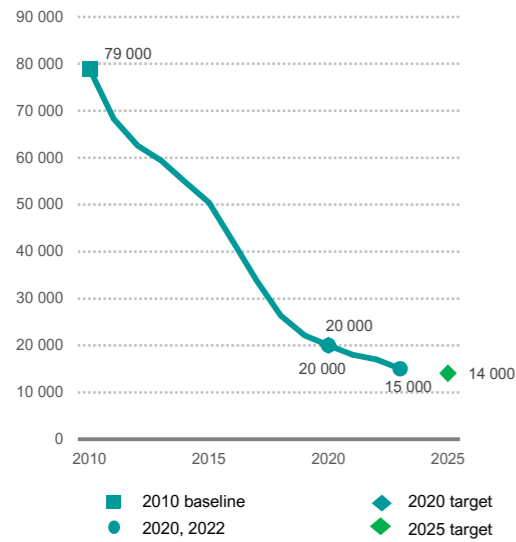


The State of HIV Prevention in Zimbabwe

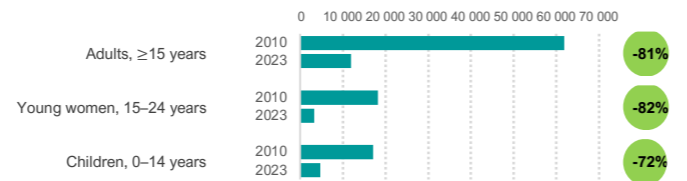
2024

Number of new HIV infections (all ages)

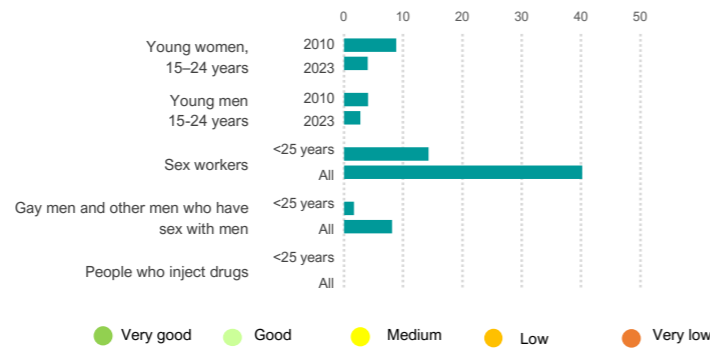


2020 and 2025 targets represent the country's required contribution to global targets, a 75% reduction by 2020 and 82.5% reduction by 2025 against 2010 as a baseline.

Change in new HIV infections



HIV prevalence



Legend: Very good (Green), Good (Light Green), Medium (Yellow), Low (Orange), Very low (Red)

Policy and structural barriers

Key populations

Barrier	Sex workers	Gay men and other men who have sex with men	People who inject drugs	Transgender people	People in prisons
Criminalization of the behaviour of key populations	Yes	Yes	Yes	No	na
The national strategy includes critical elements of the programme package for key populations	> Half	> Half	< Half	> Half	> Half
Avoided health care because of stigma and discrimination	44%	8%	id	11%	id
Population size estimate	id	id	id	id	24 000

Adolescent girls and young women

Metric	15-19 years	15-49 years
Proportion of women who experienced intimate partner violence	19%	31%
Girls who completed lower secondary education	53%	
Policies on life skills-based HIV and sexuality education (secondary schools)	Yes	
Laws requiring parental consent for adolescents to access HIV testing services, age of consent	Yes, <16	

Baseline status of 10 HIV Prevention 2025 Road Map Actions

Road Map Action	2023	2024
1. Data-driven needs assessment	Green	Green
2. Precision prevention approach	Orange	Orange
3. Define investment needs	Green	Green
4. HIV prevention leadership agencies	Orange	Orange
5. Expand community-led services	Green	Green
6. Remove social and legal barriers	Orange	Orange
7. Integration with related services	Green	Green
8. Introduction of new technologies	Orange	Orange
9. Real-time programme monitoring	Orange	Orange
10. Accountability for HIV progress	Orange	Orange

Note: 'Yes' refers to the adaptation having been introduced (not necessarily it being universally available).

Linkages between HIV and sexual and reproductive health services

HIV testing services integrated within sexual and reproductive health	Yes
Provider-initiated condom promotion integrated into sexual and reproductive health services	Yes

HIV programme coverage and outcomes

ADOLESCENT GIRLS, YOUNG WOMEN & MALE PARTNERS

Condom use with a non-regular partner among young people 15-24 years old (%)

54 (Young women), 81 (Young men) | Target 90%

90% (High-incidence locations with a programme for adolescent girls & young women)

7

KEY POPULATIONS

Sex workers

95 (Sex workers), 90 (Clients) | Target 95%

79% (Received two prevention interventions in past 3 months)

8

KEY POPULATIONS

Gay men and other men who have sex with men

42 | Target 90%

25% (Received two prevention interventions in past 3 months)

3

KEY POPULATIONS

People who inject drugs

0% (Received two prevention interventions in past 3 months)

id

CONDOM PROGRAMMING

Condom use with a non-regular partner, 15-49 years (%)

65 (Women), 82 (Men) | Target 90%

100 (Estimated condom distribution need met (%))

9

MEN AND BOYS (INCLUDING VMMC)

Uptake of voluntary medical male circumcision

25 (2025 target achieved), 19 (male circumcision prevalence 15-24)

73 (% of annual VMMC target achieved)

5

ANTIRETROVIRAL DRUG-BASED PREVENTION

Pre-exposure prophylaxis

79602 (Number of people actively taking PrEP)

-22% (Change in use of PrEP 2021-2022)

5

ANTIRETROVIRAL DRUG-BASED PREVENTION

Antiretroviral treatment

97 (Women), 86 (Men) | Target 86%

95% (Overall antiretroviral treatment coverage)

9

PREVENTION OF VERTICAL TRANSMISSION OF HIV

MTCT rate 7%

88% (% of HIV-positive pregnant women receiving ART)

49 000 (Number of Estimated births to women living with HIV)

3 600 (Number of new child infections due to vertical transmission)

8 (Distribution of new child infections)

Scores (1-10) Legend: Very good (Green), Good (Light Green), Medium (Yellow), Low (Orange), Very low (Red). id ... insufficient data, na ... not applicable

Data sources: UNAIDS 2023 epidemiological estimates; Global AIDS Monitoring 2023; and ICF - the DHS Program STATcompiler. Note: The 2023 UNAIDS epidemiological estimates represent the year 2022. Other data points may refer to various years when the surveys were conducted. Note: 2020 and 2025 targets for reducing new HIV infections represent the country's required contribution to global targets, a 75% reduction by 2020 and 82.5% reduction by 2025 against 2010 as a baseline. These reductions are required to achieve a 90% reduction by 2030.