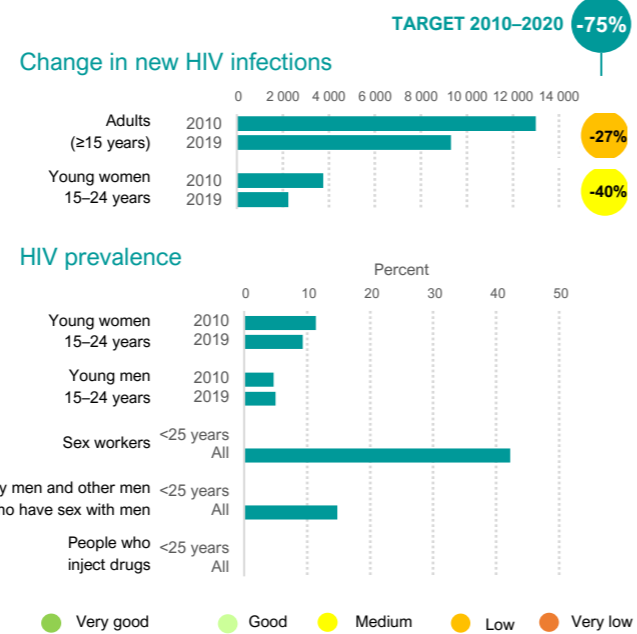
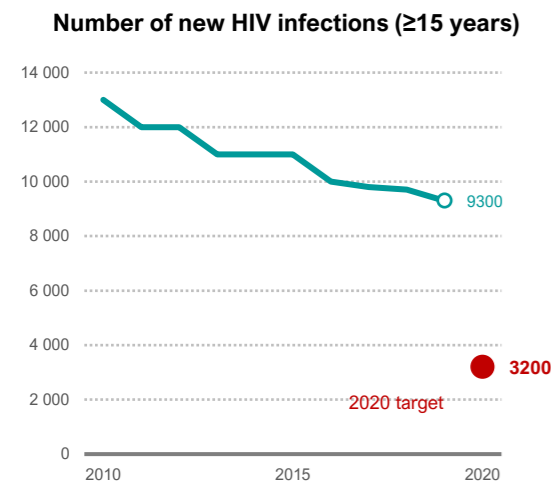


# THE STATE OF HIV PREVENTION IN BOTSWANA

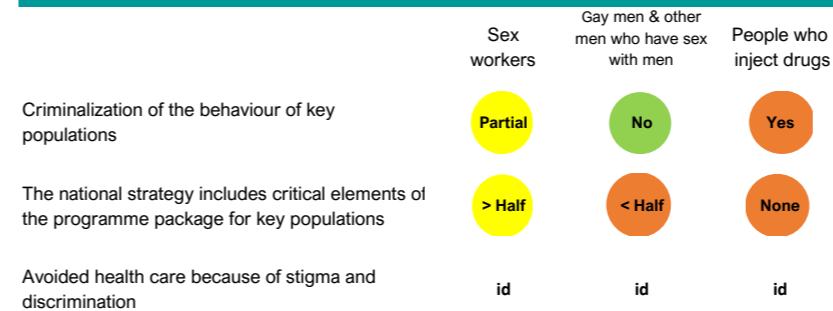
2020

The number of adults newly infected with HIV declined from 13000 in 2010 to 9300 in 2019, a 27% decline.

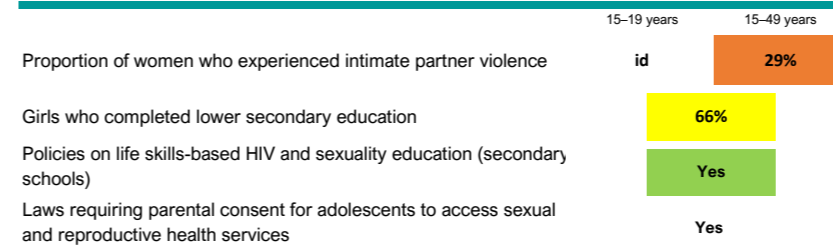


## Policy and structural barriers

### Key populations



### Adolescent girls and young women



## HIV prevention adaptations during COVID-19

Adaptation	Safe continuation of outreach	Online counselling
Young women Key populations	Yes	Yes
Adopted multi-month dispensing	Yes	Expanded alternative access
Condoms PrEP	No	No
HIV treatment	No	Yes
Safe injecting equipment	No	No
Opioid substitution therapy (take home dosages)	id	No

Note: 'Yes' refers to the adaptation having been introduced (not necessarily it being universally available).

## Linkages between HIV and sexual and reproductive health services

HIV testing services integrated within sexual and reproductive health	Partial
Provider-initiated condom promotion in family planning services	Yes

## HIV programme coverage and outcomes

### ADOLESCENT GIRLS, YOUNG WOMEN & MALE PARTNERS

Condom use with a non-regular partner among young people 15-24 years old (%)

Target 90%

Young women: 33

Young men: 33

Score: 5

### KEY POPULATIONS

#### Sex workers

Condom use at last paid sex (%)

Target 95%

Sex workers: 76

Clients: 76

Score: 5

#### Gay men and other men who have sex with men (MSM)

Condom use at last anal sex (%)

Target 90%

Gay men and other men who have sex with men: 78

Score: 6

#### People who inject drugs (PWID)

Use of harm reduction services (%)

Target 95%

With safe injections: 40

On opioid substitution therapy: 40

Score: id

### CONDOM PROGRAMMING

Condom use with a non-regular partner, 15-49 years (%)

Target 90%

Women: 71

Men: 76

Score: 9

### VOLUNTARY MEDICAL MALE CIRCUMCISION

Uptake of voluntary medical male circumcision

Target 90%

% of 2020 target achieved: 28

Male circumcision prevalence, 15-24: 23

Score: 3

### ANTIRETROVIRAL DRUG-BASED PREVENTION

#### Pre-exposure prophylaxis

Number of people actively taking Pre-Exposure Prophylaxis (PrEP)

Target +556%

2018: 32

2019: 298

2020: 1954

Score: 5

#### Antiretroviral treatment

People living with HIV virally suppressed

Target 73%

Women: 90

Men: 68

Score: 82%

## Implementation of Prevention 2020 Roadmap

Ten actions	2017	2020
1 - HIV prevention needs assessment	Done	Done
2 - HIV prevention targets	Done	Done
3 - HIV prevention strategy	Done	Done
4 - Legal and policy reform	Done	Partly done
5a - Key population size estimates	Done	Partly done
5b - Defined key population package	Done	Partly done
5c - Adolescent girls and young women size estimates	Done	Done
5d - Adolescent girls and young women package	Done	Done
6 - Capacity development and technical assistance plan	Done	Done
7 - Social contracting	Done	Done
8 - HIV prevention financial gap analysis	Done	Done
9 - Strengthen programme monitoring	Done	Partly done
10 - Performance review	Done	Done

Data sources: UNAIDS 2020 HIV estimates; Global AIDS Monitoring 2020; Global HIV Prevention Coalition progress survey 2020; and ICF - the DHS Program STATcompiler. Data sources key populations coverage: Global AIDS Monitoring 2020, Global Fund Proposals 2020 and PEPFAR COP20. Note: the 2020 HIV estimates presented are for 2019. Other data points may refer to various years when the surveys were conducted.

Legend: Done (Green), Partly done (Yellow), Not done (Orange)