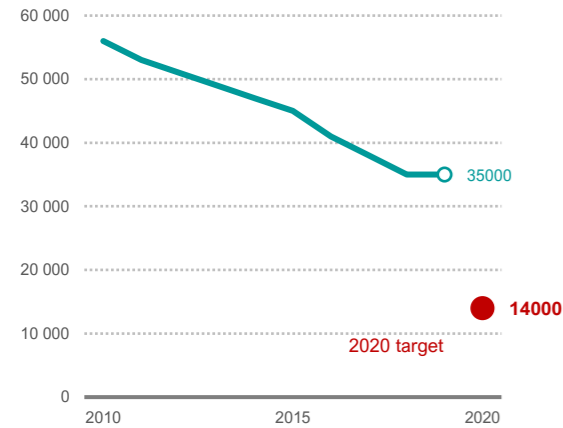


THE STATE OF HIV PREVENTION IN KENYA

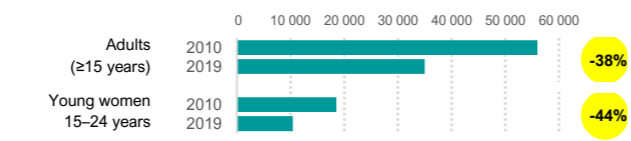
2020

The number of adults newly infected with HIV declined from 56000 in 2010 to 35000 in 2019, a 38% decline.

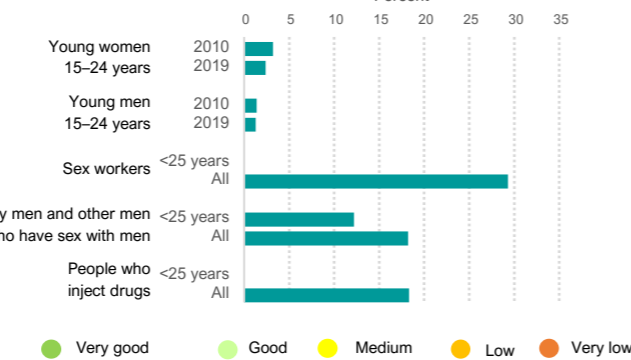
Number of new HIV infections (≥15 years)



Change in new HIV infections

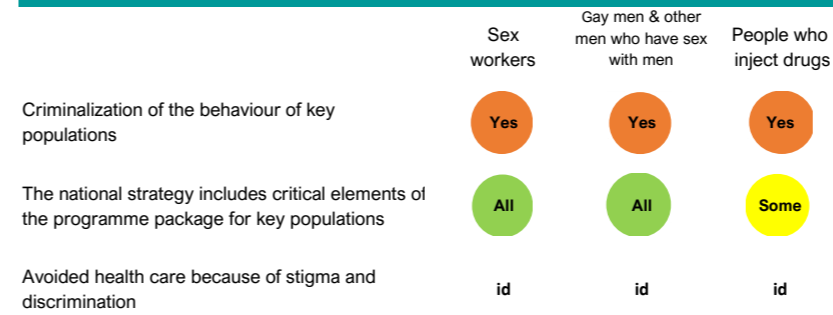


HIV prevalence

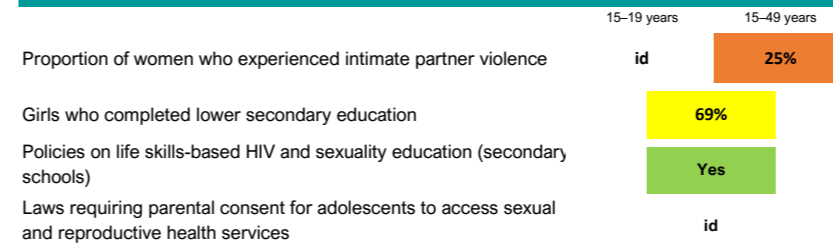


Policy and structural barriers

Key populations



Adolescent girls and young women



HIV prevention adaptations during COVID-19

Adaptation	Safe continuation of outreach	Online counselling
Young women Key populations	Yes	No
Adopted multi-month dispensing	Yes	Expanded alternative access
Condoms	Yes	Yes
PrEP	Yes	No
HIV treatment	Yes	No
Safe injecting equipment	No	id
Opioid substitution therapy (take home dosages)	id	No

Note: 'Yes' refers to the adaptation having been introduced (not necessarily it being universally available).

Linkages between HIV and sexual and reproductive health services

HIV testing services integrated within sexual and reproductive health	Yes
Provider-initiated condom promotion in family planning services	Yes

HIV programme coverage and outcomes

ADOLESCENT GIRLS, YOUNG WOMEN & MALE PARTNERS

Condom use with a non-regular partner among young people 15-24 years old (%)

Young women	60
Young men	77

Target 90%

Received two prevention interventions in past 3 months (%)

100

KEY POPULATIONS

Sex workers

Condom use at last paid sex (%)

Sex workers	92
Clients	74

Target 95%

Received two prevention interventions in past 3 months (%)

88

KEY POPULATIONS

Gay men and other men who have sex with men (MSM)

Condom use at last anal sex (%)

Gay men and other men who have sex with men	79
---	----

Target 90%

Received two prevention interventions in past 3 months (%)

79

KEY POPULATIONS

People who inject drugs (PWID)

Use of harm reduction services (%)

With safe injections	88
On opioid substitution therapy	22

Target 95%

Target 40%

Received two prevention interventions in past 3 months (%)

89

CONDOM PROGRAMMING

Condom use with a non-regular partner, 15-49 years (%)

Women	57
Men	76

Target 90%

Estimated condom distribution need met (%)

78

VOLUNTARY MEDICAL MALE CIRCUMCISION

Uptake of voluntary medical male circumcision

% of 2020 target achieved	100
Male circumcision prevalence, 15-24	91

Target 90%

% of annual voluntary medical male circumcision target achieved

100

ANTIRETROVIRAL DRUG-BASED PREVENTION

Pre-exposure prophylaxis

Number of people actively taking Pre-Exposure Prophylaxis (PrEP)

2018	19000
2019	30000
2020	54498

Annual change (2019-20) in users of PrEP

+82%

Antiretroviral treatment coverage

Overall	74%
Sex workers	73%
MSM	63%
PWID	68%

Legend: Scores (1-10) - Very good (green), Good (light green), Medium (yellow), Low (orange), Very low (red). id ... insufficient data, na ... not applicable.

Implementation of Prevention 2020 Roadmap

Ten actions	2017	2020
1 - HIV prevention needs assessment	Not done	Done
2 - HIV prevention targets	Done	Done
3 - HIV prevention strategy	Done	Done
4 - Legal and policy reform	Not done	Partly done
5a - Key population size estimates	Partly done	Done
5b - Defined key population package	Not done	Done
5c - Adolescent girls and young women size estimates	Not done	Done
5d - Adolescent girls and young women package	Not done	Done
6 - Capacity development and technical assistance plan	Not done	Done
7 - Social contracting	Not done	Not done
8 - HIV prevention financial gap analysis	Not done	Done
9 - Strengthen programme monitoring	Not done	Done
10 - Performance review	Not done	Done

Data sources: UNAIDS 2020 HIV estimates; Global AIDS Monitoring 2020; Global HIV Prevention Coalition progress survey 2020; and ICF - the DHS Program STATcompiler. Data sources key populations coverage: Global AIDS Monitoring 2020, Global Fund Proposals 2020 and PEPFAR COP20. Note: the 2020 HIV estimates presented are for 2019. Other data points may refer to various years when the surveys were conducted.