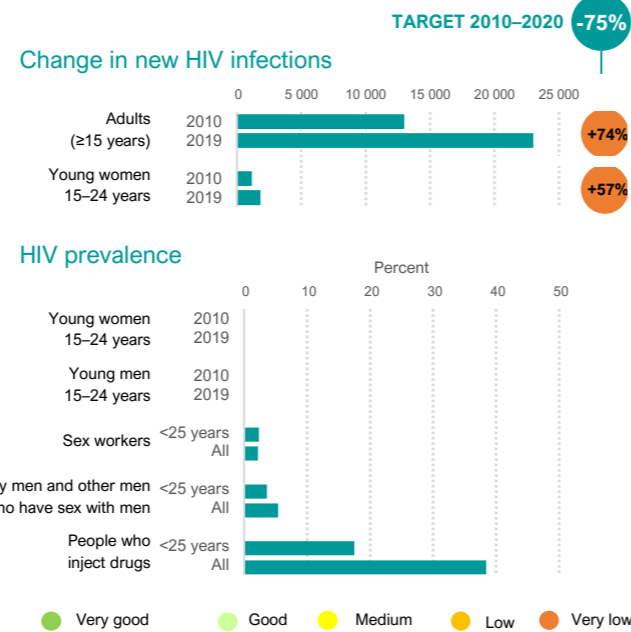
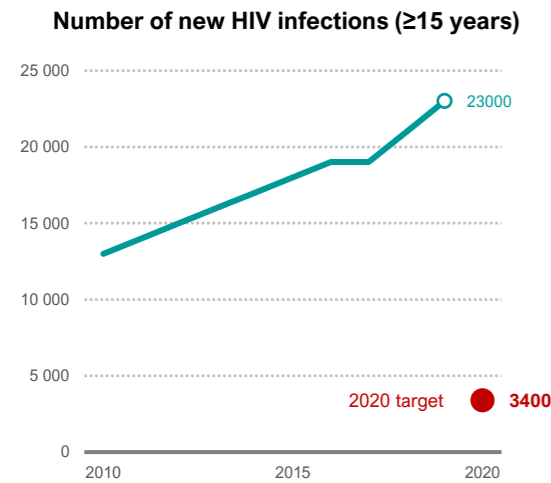


# THE STATE OF HIV PREVENTION IN PAKISTAN

2020

The number of adults newly infected with HIV increased from 13000 in 2010 to 23000 in 2019, a 74% increase.



## Policy and structural barriers

### Key populations

| Barrier   | Sex workers | Gay men & other men who have sex with men | People who inject drugs |
|---|-------------|---|-------------------------|
| Criminalization of the behaviour of key populations   | Yes         | Yes                                       | id                      |
| The national strategy includes critical elements of the programme package for key populations | > Half      | < Half                                    | Some                    |
| Avoided health care because of stigma and discrimination                                      | id          | id  | id                      |

### Adolescent girls and young women

| Barrier   | 15-19 years | 15-49 years |
|---|-------------|-------------|
| Proportion of women who experienced intimate partner violence                                     | id          | id          |
| Girls who completed lower secondary education   | 45%         |             |
| Policies on life skills-based HIV and sexuality education (secondary schools)                     | No          |             |
| Laws requiring parental consent for adolescents to access sexual and reproductive health services | No          |             |

## HIV prevention adaptations during COVID-19

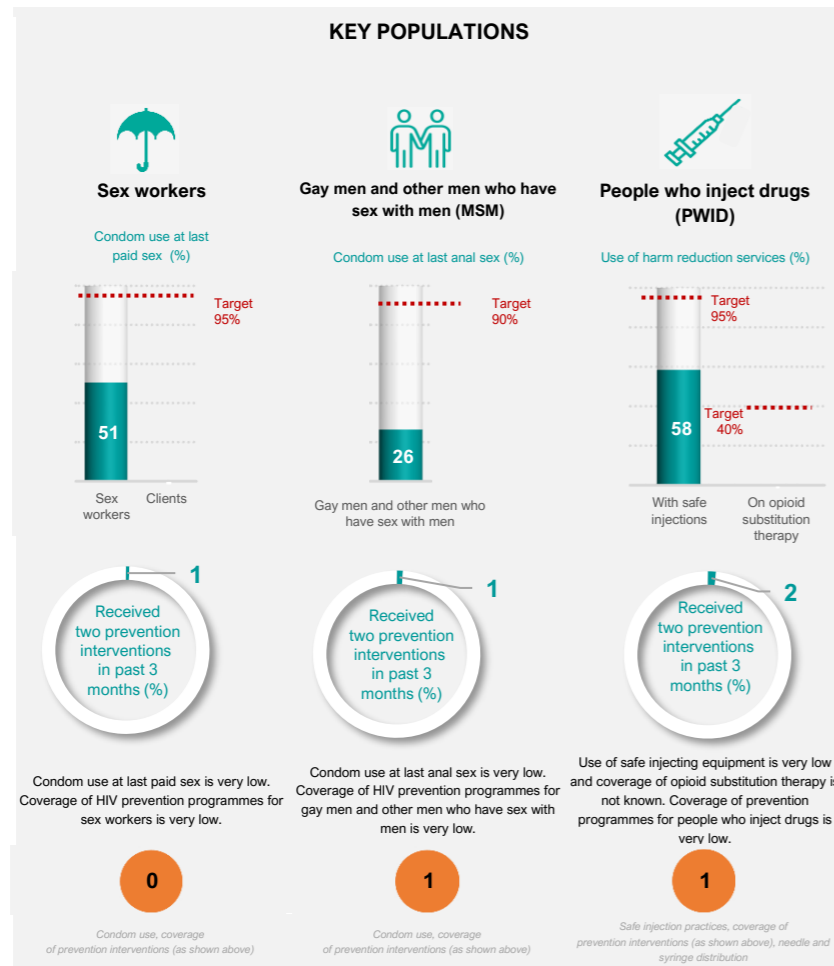
| Adaptation                                      | Safe continuation of outreach | Online counselling          |
|---|-------------------------------|-----------------------------|
| Key populations                                 | Yes                           | No                          |
| Adopted multi-month dispensing                  | Yes                           | Expanded alternative access |
| Condoms   | Yes                           | Yes                         |
| PrEP  | No                            | No                          |
| HIV treatment                                   | Yes                           | Yes                         |
| Safe injecting equipment                        | Yes                           |                             |
| Opioid substitution therapy (take home dosages) |                               | No                          |

Note: 'Yes' refers to the adaptation having been introduced (not necessarily it being universally available).

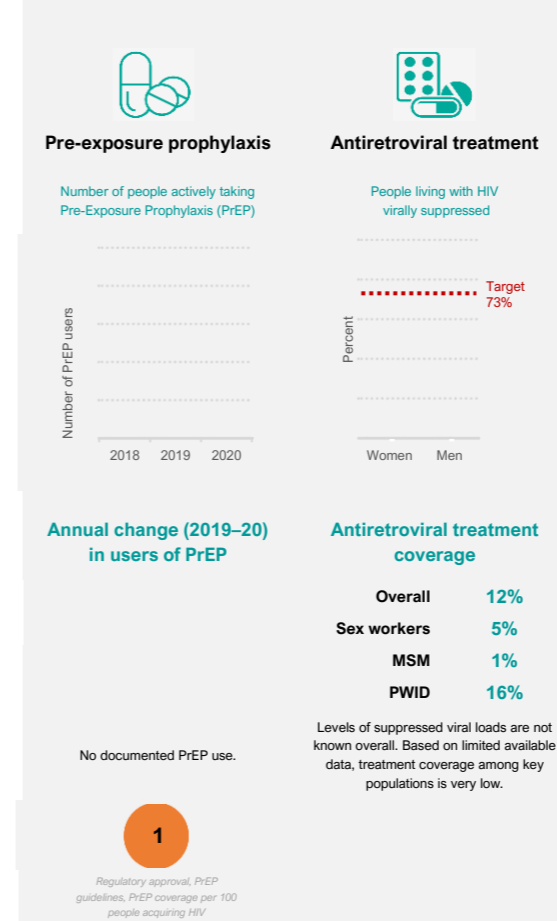
## Linkages between HIV and sexual and reproductive health services

|   |         |
|---|---------|
| HIV testing services integrated within sexual and reproductive health | Partial |
| Provider-initiated condom promotion in family planning services       | No/id   |

## HIV programme coverage and outcomes



## ANTIRETROVIRAL DRUG-BASED PREVENTION



## Implementation of Prevention 2020 Roadmap

| Ten actions  | 2017        | 2020        |
|--|-------------|-------------|
| 1 - HIV prevention needs assessment                    | Not done    | Done        |
| 2 - HIV prevention targets                             | Done        | Done        |
| 3 - HIV prevention strategy                            | Done        | Done        |
| 4 - Legal and policy reform                            | Not done    | Partly done |
| 5a - Key population size estimates                     | Partly done | Done        |
| 5b - Defined key population package                    | Not done    | Partly done |
| 5c - Adolescent girls and young women size estimates   | Not done    | Not done    |
| 5d - Adolescent girls and young women package          | Not done    | Not done    |
| 6 - Capacity development and technical assistance plan | Not done    | Done        |
| 7 - Social contracting                                 | Not done    | Done        |
| 8 - HIV prevention financial gap analysis              | Not done    | Done        |
| 9 - Strengthen programme monitoring                    | Not done    | Done        |
| 10 - Performance review                                | Not done    | Done        |

Scores (1-10) Very good Good Medium Low Very low id ... insufficient data na ... not applicable

Data sources: UNAIDS 2020 HIV estimates; Global AIDS Monitoring 2020; Global HIV Prevention Coalition progress survey 2020; and ICF - the DHS Program STATcompiler. Data sources key populations coverage: Global AIDS Monitoring 2020, Global Fund Proposals 2020 and PEPFAR COP20. Note: the 2020 HIV estimates presented are for 2019. Other data points may refer to various years when the surveys were conducted.