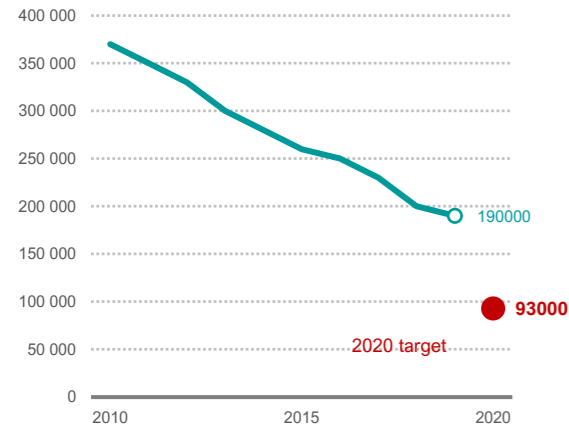


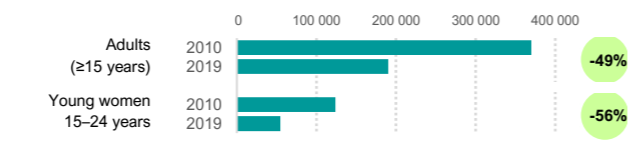
THE STATE OF HIV PREVENTION IN SOUTH AFRICA 2020

The number of adults newly infected with HIV declined from 370000 in 2010 to 190000 in 2019, a 49% decline.

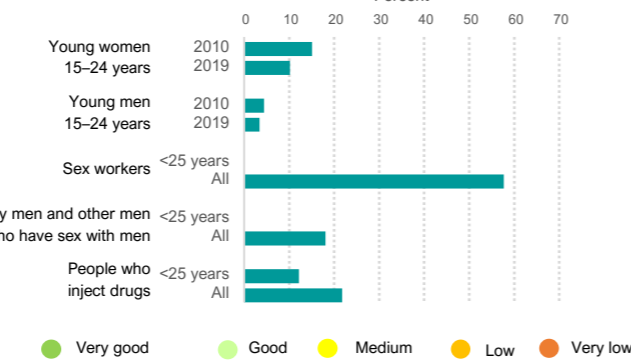
Number of new HIV infections (≥15 years)



Change in new HIV infections



HIV prevalence



Policy and structural barriers

Key populations

Barrier	Sex workers	Gay men & other men who have sex with men	People who inject drugs
Criminalization of the behaviour of key populations	Yes	No	Yes
The national strategy includes critical elements of the programme package for key populations	All	All	All
Avoided health care because of stigma and discrimination	id	id	id

Adolescent girls and young women

Indicator	15-19 years	15-49 years
Proportion of women who experienced intimate partner violence	30%	30%
Girls who completed lower secondary education	91%	
Policies on life skills-based HIV and sexuality education (secondary schools)	Yes	
Laws requiring parental consent for adolescents to access sexual and reproductive health services	No	

HIV prevention adaptations during COVID-19

Adaptation	Safe continuation of outreach	Online counselling
Young women	Yes	Yes
Key populations	Yes	Yes
Adopted multi-month dispensing		Expanded alternative access
Condoms	Yes	Yes
PrEP	No	Yes
HIV treatment	Yes	Yes
Safe injecting equipment	No	
Opioid substitution therapy (take home dosages)		No

Note: 'Yes' refers to the adaptation having been introduced (not necessarily it being universally available).

Linkages between HIV and sexual and reproductive health services

HIV testing services integrated within sexual and reproductive health	Yes
Provider-initiated condom promotion in family planning services	Yes

HIV programme coverage and outcomes

ADOLESCENT GIRLS, YOUNG WOMEN & MALE PARTNERS

Condom use with a non-regular partner among young people 15-24 years old (%)

47 (Young women), 68 (Young men) | Target 90%

29: % of high-incidence locations with a programme for adolescent girls & young women

5: Condom use, completion of lower-secondary education, coverage of dedicated programmes

KEY POPULATIONS

Sex workers: Condom use at last paid sex (%) | 86 (Sex workers), 83 (Clients) | Target 95%

Gay men and other men who have sex with men (MSM): Condom use at last anal sex (%) | 98 | Target 90%

People who inject drugs (PWID): Use of harm reduction services (%) | 24 (Safe injections), 2 (On opioid substitution therapy) | Target 95%

45: Received two prevention interventions in past 3 months (%)

6: Condom use, coverage of prevention interventions (as shown above)

CONDOM PROGRAMMING

Condom use with a non-regular partner, 15-49 years (%) | 61 (Women), 73 (Men) | Target 90%

92: Estimated condom distribution need met (%)

8: Condom use, condom distribution

VOLUNTARY MEDICAL MALE CIRCUMCISION

Uptake of voluntary medical male circumcision | 50 (% of 2020 target achieved), 70 (Male circumcision prevalence, 15-24)

58: % of annual voluntary medical male circumcision target achieved

6: Progress against global and annual country voluntary medical male circumcision target

ANTIRETROVIRAL DRUG-BASED PREVENTION

Pre-exposure prophylaxis: Number of people actively taking Pre-Exposure Prophylaxis (PrEP) | 9000 (2018), 8100 (2019), 42255 (2020)

Antiretroviral treatment: People living with HIV virally suppressed* | 58 (Women), 53 (Men) | Target 73%

+422%: Annual change (2019-20) in users of PrEP

5: Regulatory approval, PrEP guidelines, PrEP coverage per 100 people acquiring HIV

65% (Overall), 24% (Sex workers), 28% (MSM), id (PWID): Antiretroviral treatment coverage

5: Regulatory approval, PrEP guidelines, PrEP coverage per 100 people acquiring HIV

Notes: *Thembisa data is used for overall ART coverage and VLS.

Implementation of Prevention 2020 Roadmap

Ten actions	2017	2020
1 - HIV prevention needs assessment	Not done	Done
2 - HIV prevention targets	Done	Done
3 - HIV prevention strategy	Done	Done
4 - Legal and policy reform	Partly done	Done
5a - Key population size estimates	Partly done	Partly done
5b - Defined key population package	Not done	Done
5c - Adolescent girls and young women size estimates	Not done	Done
5d - Adolescent girls and young women package	Not done	Done
6 - Capacity development and technical assistance plan	Not done	Not done
7 - Social contracting	Not done	Done
8 - HIV prevention financial gap analysis	Not done	Not done
9 - Strengthen programme monitoring	Not done	Done
10 - Performance review	Not done	Done

Data sources: UNAIDS 2020 HIV estimates; Global AIDS Monitoring 2020; Global HIV Prevention Coalition progress survey 2020; and ICF - the DHS Program STATcompiler. Data sources key populations coverage: Global AIDS Monitoring 2020, Global Fund Proposals 2020 and PEPFAR COP20. Note: the 2020 HIV estimates presented are for 2019. Other data points may refer to various years when the surveys were conducted.

Legend: Done (Green), Partly done (Yellow), Not done (Orange)