

VMMC thematic summary

2020







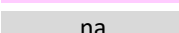
Version

2.01.

Thematic area	Indicator	Source	Botswana	Ethiopia	Kenya	Lesotho	Malawi	Mozambique	Namibia	South Africa	eSwatini	Tanzania	Uganda	Zambia	Zimbabwe
Outcome	National MC prevalence (15-24,%)	DHS/GAM 3.16	23	88	91	70	29	66	27	70	12	82	49	37	19
	National MC prevalence (15-49, %)	DHS/GAM 3.16	26	91	93	69	28	63	24	57	10	80	43	65	14
	*% of cumulative global VMMC target achieved by country (2016-20 target)	GAM	28	100	100	58	19	41	34	50	35	100	54	71	42
Output	% of annual VMMC target achieved in 2019	GAM/ Program records	31	100	100	88	19	67	55	58	48	100	84	100	68
	Number of VMMCs performed per year (2019, in thousands)	GAM 3.17	17	31	192	34	114	391	41	452	17	799	769	550	355
	Number of VMMCs performed in the previous year (2018, in thousands)	GAM/ Program records	24	23	287	26	210	312	35	572	14	886	619	482	326
	% change in number of VMMCs in the two most recent years (2018 and 2019)	GAM/ Program records	-29	35	-33	29	-46	-1	17	-21	21	-10	24	14	9

*a 93% proportion of 10-29 year olds was applied to the total 2016-2020 cumulative numbers performed to get proportion of that age group.

Legend

	Very good
	Good
	Medium
	Low
	Very low
	Insufficient data
	Not applicable