

The State of HIV Prevention in China

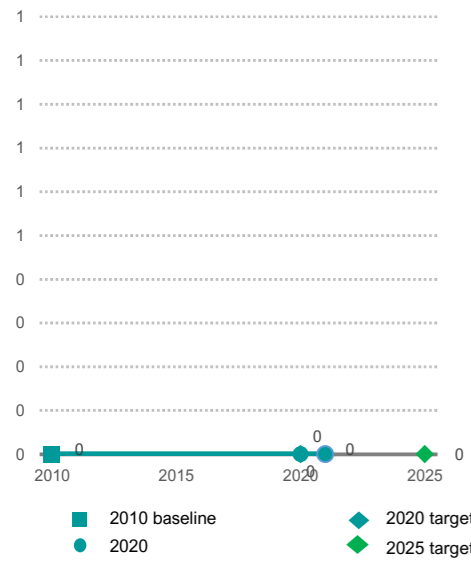
2022

Policy and structural barriers

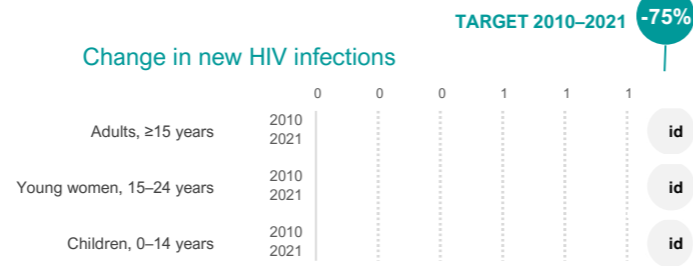
Key populations

	Sex workers	Gay men and other men who have sex with men	People who inject drugs	Transgender people	Prisoners
Criminalization of the behaviour of key populations	Yes	No	Yes	No	na
The national strategy includes critical elements of the programme package for key populations	> Half	> Half	All	id	None
Avoided health care because of stigma and discrimination	id	id	id	id	na
Population size	id	id	id	id	id

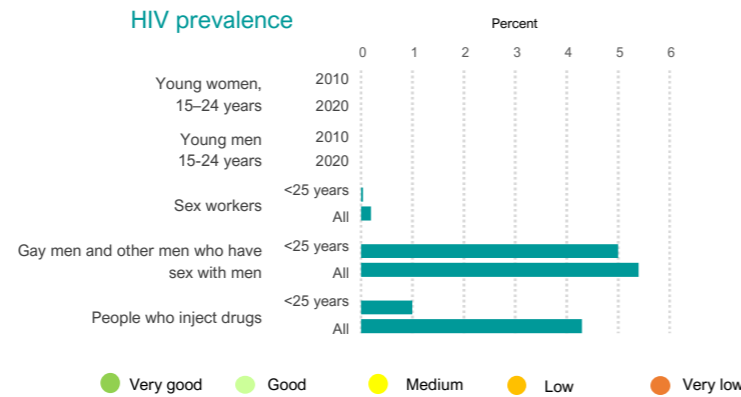
Number of new HIV infections (all ages)



Change in new HIV infections



HIV prevalence



2020 and 2025 targets represent the country's required contribution to global targets, a 75% reduction by 2020 and 82.5% reduction by 2025 against 2010 as a baseline.

HIV programme coverage and outcomes

KEY POPULATIONS

Sex workers

Condom use at last paid sex is (%)

94

Received two prevention interventions in past 3 months

na

Gay men and other men who have sex with men

Condom use at last anal sex (%)

90

Received two prevention interventions in past 3 months

id

People who inject drugs

Use of harm reduction services (%)

40

Received two prevention interventions in past 3 months

10

ANTIRETROVIRAL DRUG-BASED PREVENTION

Pre-exposure prophylaxis

Number of people actively taking Pre-Exposure Prophylaxis (PrEP)

not documented

id

Antiretroviral treatment

People living with HIV virally suppressed (%)

73%

Antiretroviral treatment coverage

Overall: id

Sex workers: id

Gay men and other men who have sex with men: 94%

People who inject drugs: 86%

id

Scores (1-10) Very good Good Medium Low Very low id ... insufficient data na ... not applicable

Data sources: UNAIDS 2021 epidemiological estimates; Global AIDS Monitoring 2021; and ICF – the DHS Program STATcompiler. Data sources for key population program coverage: Global AIDS Monitoring 2021, Global Fund and PEPFAR reports obtained in 2021. Note: The 2021 UNAIDS epidemiological estimates represent the year 2020. Other data points may refer to various years when the surveys were conducted. Note: 2020 and 2025 targets for reducing new HIV infections represent the country's required contribution to global targets, a 75% reduction by 2020 and 82.5% reduction by 2025 against 2010 as a baseline. These reductions are required to achieve a 90% reduction by 2030.