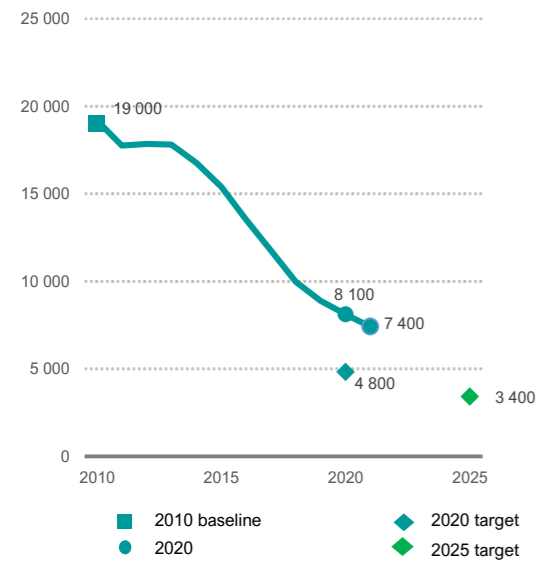


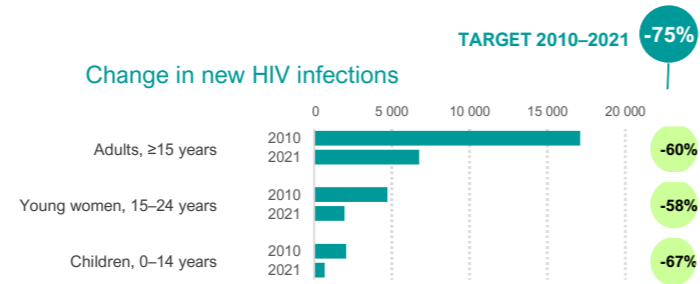
# The State of HIV Prevention in Lesotho

2022

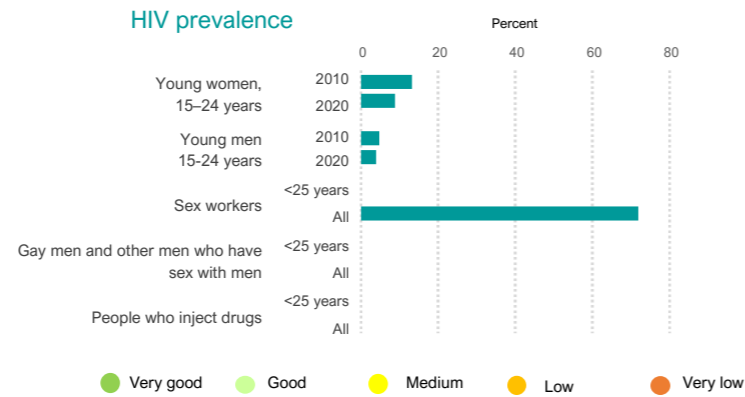
## Number of new HIV infections (all ages)



## Change in new HIV infections



## HIV prevalence



## Policy and structural barriers

### Key populations

Barrier	Sex workers	Gay men and other men who have sex with men	People who inject drugs	Transgender people	Prisoners
Criminalization of the behaviour of key populations	#N/A	#N/A	Yes	No	na
The national strategy includes critical elements of the programme package for key populations	> Half	> Half	None	id	id
Avoided health care because of stigma and discrimination	8%	8%	id	id	na
Population size	7 500	6 100	id	id	id

### Adolescent girls and young women

Indicator	15–19 years	15–49 years
Proportion of women who experienced intimate partner violence	id	id
Girls who completed lower secondary education	55%	
Policies on life skills-based HIV and sexuality education (secondary schools)	Yes	
Laws requiring parental consent for adolescents to access HIV testing services, age of consent	Yes, <12	

## Linkages between HIV and sexual and reproductive health services

HIV testing services integrated within sexual and reproductive health	Yes
Provider-initiated condom promotion integrated into sexual and reproductive health services	No/id

## HIV programme coverage and outcomes

### ADOLESCENT GIRLS, YOUNG WOMEN & MALE PARTNERS

Condom use with a non-regular partner among young people 15–24 years old (%)

Young women: 84, Young men: 83

Score: 8

### KEY POPULATIONS

#### Sex workers

Condom use at last paid sex (%)

Sex workers: 62, Clients: 90

Score: 7

#### Gay men and other men who have sex with men

Condom use at last anal sex (%)

Gay men and other men who have sex with men: 46

Score: 6

#### People who inject drugs

Use of harm reduction services (%)

With safe injections: id, On opioid substitution therapy: id

Score: id

### CONDOM PROGRAMMING

Condom use with a non-regular partner, 15–49 years (%)

Women: 78, Men: 81

Score: 4

### VOLUNTARY MEDICAL MALE CIRCUMCISION

Uptake of voluntary medical male circumcision

% of 2020 target achieved: 62, male circumcision prevalence 15–24: 70

Score: 4

### ANTIRETROVIRAL DRUG-BASED PREVENTION

Pre-exposure prophylaxis

Number of people actively taking Pre-Exposure Prophylaxis (PrEP): 2017: 850, 2018: 7300, 2019: 5478, 2020: 8538, 2021: 22695

Change in use of PrEP (2020–2021): -76%

Score: 10

### PREVENTION OF VERTICAL TRANSMISSION OF HIV

MTCT rate: 8%

% of HIV-positive pregnant women receiving ART: 83%

Number of Estimated births to women living with HIV: 8 600

Number of new child infections due to vertical transmission: 690

Distribution of new child infections: 22% (mother acquired HIV), 47% (mother did not receive ART), 22% (mother did not continue ART), 9% (mother on ART but not virologically suppressed)

Score: 7

**Scores (1–10)** ● Very good ● Good ● Medium ● Low ● Very low id ... insufficient data na ... not applicable

Data sources: UNAIDS 2021 epidemiological estimates; Global AIDS Monitoring 2021; and ICF – the DHS Program STATcompiler. Data sources for key population program coverage: Global AIDS Monitoring 2021, Global Fund and PEPFAR reports obtained in 2021. Note: The 2021 UNAIDS epidemiological estimates represent the year 2020. Other data points may refer to various years when the surveys were conducted. Note: 2020 and 2025 targets for reducing new HIV infections represent the country's required contribution to global targets, a 75% reduction by 2020 and 82.5% reduction by 2025 against 2010 as a baseline. These reductions are required to achieve a 90% reduction by 2030.