

# The State of HIV Prevention in Myanmar

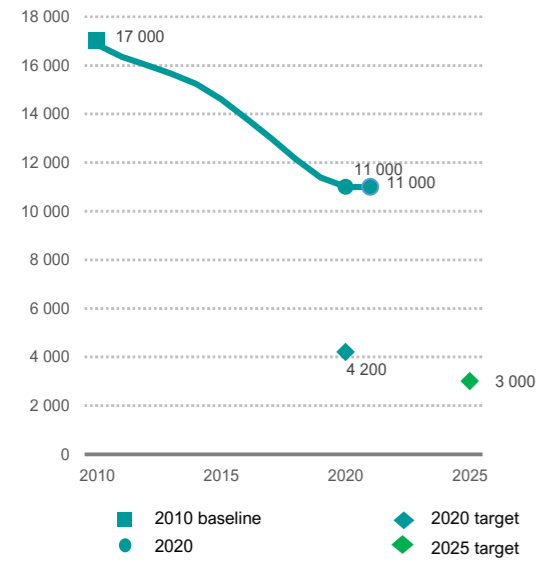
2022

## Policy and structural barriers

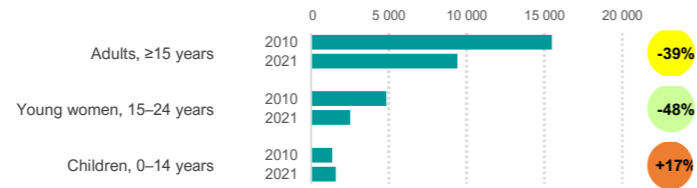
### Key populations

	Sex workers	Gay men and other men who have sex with men	People who inject drugs	Transgender people	Prisoners
Criminalization of the behaviour of key populations	Yes	Yes	Yes	No	na
The national strategy includes critical elements of the programme package for key populations	All	All	Some	id	id
Avoided health care because of stigma and discrimination	id	id	id	id	na
Population size	id	id	93 000	id	id

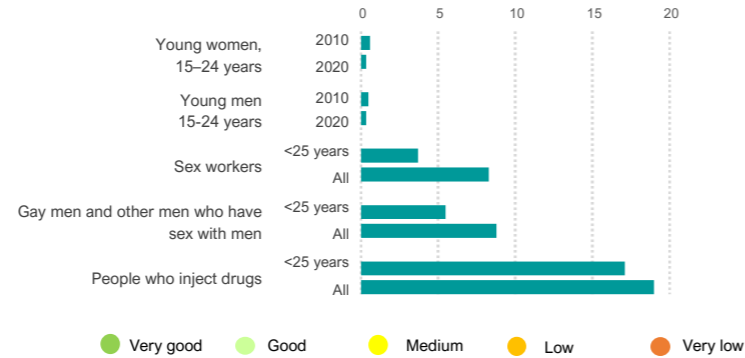
### Number of new HIV infections (all ages)



### Change in new HIV infections



### HIV prevalence



2020 and 2025 targets represent the country's required contribution to global targets, a 75% reduction by 2020 and 82.5% reduction by 2025 against 2010 as a baseline.

## HIV programme coverage and outcomes

### KEY POPULATIONS

**Sex workers**

Condom use at last paid sex is (%)

Target 95%

Sex workers: 90, Clients: 77

Received two prevention interventions in past 3 months: 50

Score: 6

**Gay men and other men who have sex with men**

Condom use at last anal sex (%)

Target 90%

57

Received two prevention interventions in past 3 months: 29

Score: 4

**People who inject drugs**

Use of harm reduction services (%)

Target 90%

With safe injections: 91, On opioid substitution therapy: 21

Received two prevention interventions in past 3 months: 51

Score: 8

na ... insufficient data

### ANTIRETROVIRAL DRUG-BASED PREVENTION

**Pre-exposure prophylaxis**

Number of people actively taking Pre-Exposure Prophylaxis (PrEP)

2017-2021: not documented

Score: id

**Antiretroviral treatment**

People living with HIV virally suppressed (%)

Target 73%

Antiretroviral treatment coverage:

- Overall: 70%
- Sex workers: 59%
- Gay men and other men who have sex with men: 44%
- People who inject drugs: 14%

Score: 7

**Scores (1-10)**   Very good (green)   Good (light green)   Medium (yellow)   Low (orange)   Very low (red)   id ... insufficient data   na ... not applicable

Data sources: UNAIDS 2021 epidemiological estimates; Global AIDS Monitoring 2021; and ICF – the DHS Program STATcompiler. Data sources for key population program coverage: Global AIDS Monitoring 2021, Global Fund and PEPFAR reports obtained in 2021. Note: The 2021 UNAIDS epidemiological estimates represent the year 2020. Other data points may refer to various years when the surveys were conducted. Note: 2020 and 2025 targets for reducing new HIV infections represent the country's required contribution to global targets, a 75% reduction by 2020 and 82.5% reduction by 2025 against 2010 as a baseline. These reductions are required to achieve a 90% reduction by 2030.