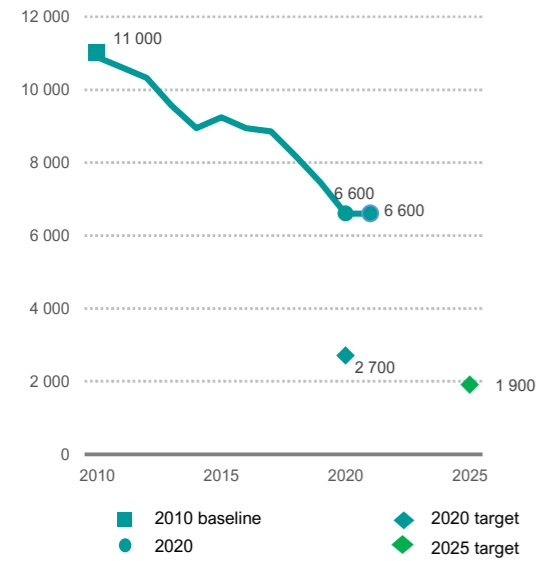


The State of HIV Prevention in Namibia

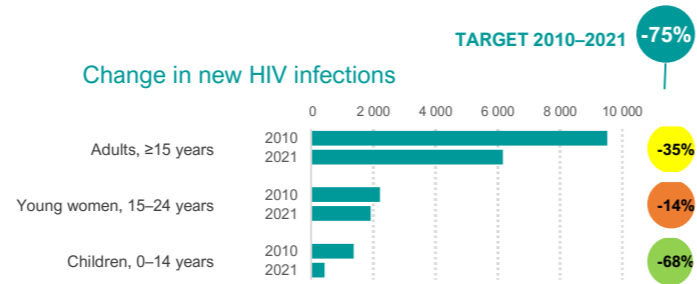
2022

Number of new HIV infections (all ages)

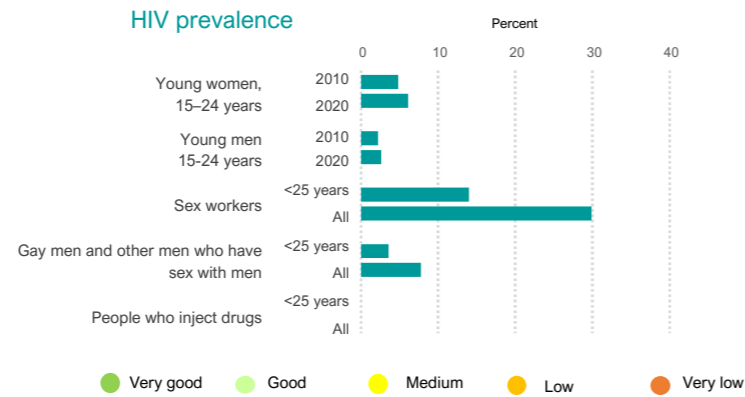


2020 and 2025 targets represent the country's required contribution to global targets, a 75% reduction by 2020 and 82.5% reduction by 2025 against 2010 as a baseline.

Change in new HIV infections



HIV prevalence



Policy and structural barriers

Key populations

Barrier	Sex workers	Gay men and other men who have sex with men	People who inject drugs	Transgender people	Prisoners
Criminalization of the behaviour of key populations	Yes	Yes	Yes	No	na
The national strategy includes critical elements of the programme package for key populations	> Half	> Half	None	id	None
Avoided health care because of stigma and discrimination	id	id	id	id	na
Population size	4 000	2 200	id	id	id

Adolescent girls and young women

Indicator	15-19 years	15-49 years
Proportion of women who experienced intimate partner violence	id	id
Girls who completed lower secondary education	62%	
Policies on life skills-based HIV and sexuality education (secondary schools)	Yes	
Laws requiring parental consent for adolescents to access HIV testing services, age of consent	Yes, <14	

Linkages between HIV and sexual and reproductive health services

HIV testing services integrated within sexual and reproductive health	Yes
Provider-initiated condom promotion integrated into sexual and reproductive health services	No/id

HIV programme coverage and outcomes

ADOLESCENT GIRLS, YOUNG WOMEN & MALE PARTNERS

Condom use with a non-regular partner among young people 15-24 years old (%)

Young women	68
Young men	84

Target 90%

Received two prevention interventions in past 3 months: 43

Score: 5

KEY POPULATIONS

Sex workers

Condom use at last paid sex is (%)

Sex workers	4
Clients	7

Target 95%

Received two prevention interventions in past 3 months: 7

Score: id

KEY POPULATIONS

Gay men and other men who have sex with men

Condom use at last anal sex (%)

Gay men and other men who have sex with men	5
---	---

Target 90%

Received two prevention interventions in past 3 months: 88

Score: 7

KEY POPULATIONS

People who inject drugs

Use of harm reduction services (%)

Target 40%

Received two prevention interventions in past 3 months: id

Score: id

CONDOM PROGRAMMING

Condom use with a non-regular partner, 15-49 years (%)

Women	66
Men	82

Target 90%

Estimated condom distribution need met (%): 0

Score: 4

VOLUNTARY MEDICAL MALE CIRCUMCISION

Uptake of voluntary medical male circumcision

% of 2020 target achieved	45
male circumcision prevalence 15-24	22

Target 90%

% of annual VMMC target achieved: 62

Score: 5

ANTIRETROVIRAL DRUG-BASED PREVENTION

Pre-exposure prophylaxis

Number of people actively taking Pre-Exposure Prophylaxis (PrEP)

2017	5600
2018	10985
2019	18344

Change in use of PrEP (2020-2021): not documented

Score: 3

ANTIRETROVIRAL DRUG-BASED PREVENTION

Antiretroviral treatment

People living with HIV virally suppressed (%)

Women	89
Men	77

Target 73%

Antiretroviral treatment coverage: 91%

Score: 9

PREVENTION OF VERTICAL TRANSMISSION OF HIV

MTCT rate: 5%

% of HIV-positive pregnant women receiving ART: id

Number of Estimated births to women living with HIV: 9 700

Number of new child infections due to vertical transmission: 440

Distribution of new child infections:

% of child infections because mother acquired HIV during pregnancy or breastfeeding	23%
% of child infections because mother did not receive antiretroviral therapy during pregnancy or breastfeeding	0%
% of child infections because mother did not continue antiretroviral treatment during pregnancy or breastfeeding	48%
% of child infections because mother was on antiretroviral treatment during pregnancy or breastfeeding, but was not virologically suppressed	30%

Score: id

Scores (1-10) Very good Good Medium Low Very low id ... insufficient data na ... not applicable

Data sources: UNAIDS 2021 epidemiological estimates; Global AIDS Monitoring 2021; and ICF - the DHS Program STATcompiler. Data sources for key population program coverage: Global AIDS Monitoring 2021, Global Fund and PEPFAR reports obtained in 2021. Note: The 2021 UNAIDS epidemiological estimates represent the year 2020. Other data points may refer to various years when the surveys were conducted. Note: 2020 and 2025 targets for reducing new HIV infections represent the country's required contribution to global targets, a 75% reduction by 2020 and 82.5% reduction by 2025 against 2010 as a baseline. These reductions are required to achieve a 90% reduction by 2030.