

# The State of HIV Prevention in South Africa

2022

## Policy and structural barriers

### Key populations

	Sex workers	Gay men and other men who have sex with men	People who inject drugs	Transgender people	Prisoners
Criminalization of the behaviour of key populations	Yes	No	Yes	No	na
The national strategy includes critical elements of the programme package for key populations	> Half	> Half	#N/A	> Half	#N/A
Avoided health care because of stigma and discrimination	id	id	id	id	na
Population size	146 000	309 700	82 500	179 300	166 400

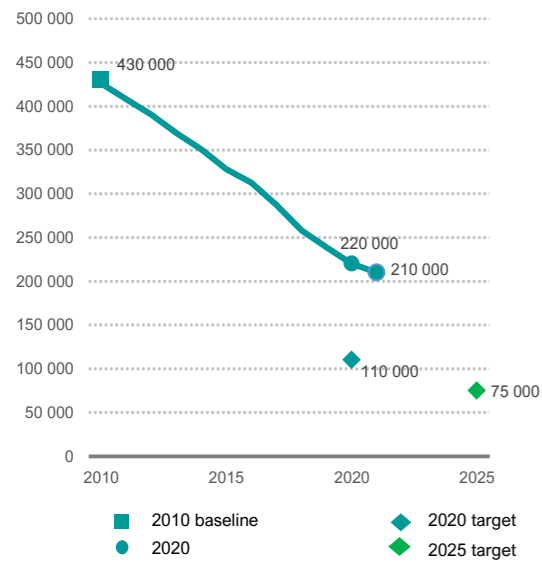
### Adolescent girls and young women

	15-19 years	15-49 years
Proportion of women who experienced intimate partner violence	30%	30%
Girls who completed lower secondary education	91%	
Policies on life skills-based HIV and sexuality education (secondary schools)	Yes	
Laws requiring parental consent for adolescents to access HIV testing services, age of consent	Yes, <12	

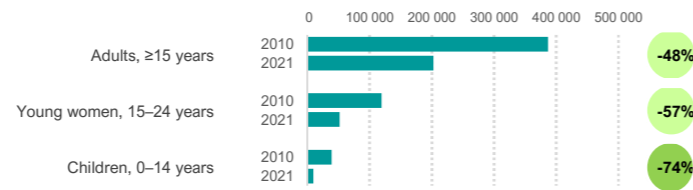
### Linkages between HIV and sexual and reproductive health services

HIV testing services integrated within sexual and reproductive health	Yes
Provider-initiated condom promotion integrated into sexual and reproductive health services	Yes

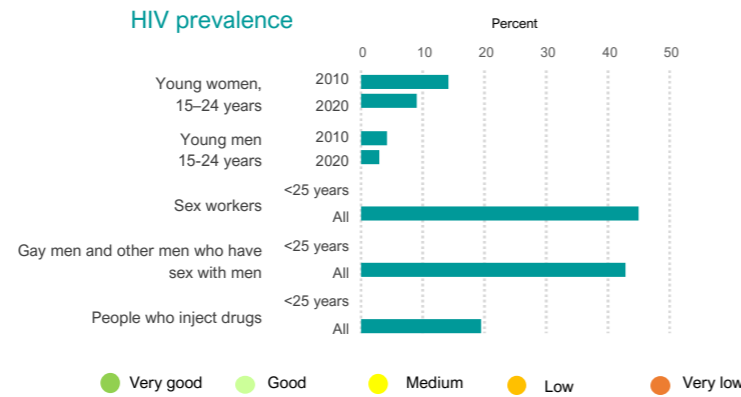
### Number of new HIV infections (all ages)



### Change in new HIV infections



### HIV prevalence



## HIV programme coverage and outcomes

#### ADOLESCENT GIRLS, YOUNG WOMEN & MALE PARTNERS

Condom use with a non-regular partner among young people 15-24 years old (%)

Young women: 61, Young men: 73

Target: 90%

Score: 6

#### KEY POPULATIONS

##### Sex workers

Condom use at last paid sex is (%)

Sex workers: 8, Clients: 3

Target: 95%

Score: 8

##### Gay men and other men who have sex with men

Condom use at last anal sex (%)

Gay men and other men who have sex with men: 7, 2

Target: 90%

Score: 8

##### People who inject drugs

Use of harm reduction services (%)

With safe injections: 18, On opioid substitution therapy: 2

Target: 40%

Score: 2

#### CONDOM PROGRAMMING

Condom use with a non-regular partner, 15-49 years (%)

Women: 58, Men: 65

Target: 90%

Score: 6

#### VOLUNTARY MEDICAL MALE CIRCUMCISION

Uptake of voluntary medical male circumcision

% of 2020 target achieved: 54, male circumcision prevalence 15-24: 60

Target: 90%

Score: 4

#### ANTIRETROVIRAL DRUG-BASED PREVENTION

Pre-exposure prophylaxis

Number of people actively taking Pre-Exposure Prophylaxis (PrEP)

2017: 9000, 2018: 8100, 2019: 42255, 2020: 10640, 2021: 34666

Change in use of PrEP (2020-2021): +152%

Score: 8

#### PREVENTION OF VERTICAL TRANSMISSION OF HIV

MTCT rate: 4%

% of HIV-positive pregnant women receiving ART: 96%

Number of Estimated births to women living with HIV: 290 000

Number of new child infections due to vertical transmission: 10 000

Distribution of new child infections:

- 27% because mother acquired HIV during pregnancy or breastfeeding
- 19% because mother did not receive antiretroviral therapy during pregnancy or breastfeeding
- 30% because mother did not continue antiretroviral treatment during pregnancy or breastfeeding
- 23% because mother was on antiretroviral treatment during pregnancy or breastfeeding, but was not virologically suppressed

Score: 9

**Scores (1-10)**

- Very good (Green)
- Good (Light Green)
- Medium (Yellow)
- Low (Orange)
- Very low (Red)
- id ... insufficient data
- na ... not applicable

Data sources: UNAIDS 2021 epidemiological estimates; Global AIDS Monitoring 2021; and ICF - the DHS Program STATcompiler. Data sources for key population program coverage: Global AIDS Monitoring 2021, Global Fund and PEPFAR reports obtained in 2021. Note: The 2021 UNAIDS epidemiological estimates represent the year 2020. Other data points may refer to various years when the surveys were conducted. Note: 2020 and 2025 targets for reducing new HIV infections represent the country's required contribution to global targets, a 75% reduction by 2020 and 82.5% reduction by 2025 against 2010 as a baseline. These reductions are required to achieve a 90% reduction by 2030.